



THE SINGARENI COLLIERIES COMPANY LIMITED  
(A Government Company)  
2 X 600 MW SINGARENI THERMAL POWER PROJECT  
Jaipur (V&M)-504216, Mancherial (Dist), T.S.

Ref no: STPP/COML/2022-23/251

Dt: 14.12.2022

To,  
The Secretary,  
Telangana State Electricity Regulatory Commission,  
5<sup>th</sup> Floor, Singareni Bhavan,  
Red Hills, Hyderabad – 500 004

**Sub:** SCCL – Mid-term review petition for truing up of generation Tariff in respect of Singareni Thermal Power Project, Phase-I (2X600 MW) - Additional information reply - Reg.

**Ref:** Lr.No.TSERC/Secy/JD(TE)/DE/F:MTR/22/D.NO.704,  
Dt.12.12.2022.


Sir,

The data gaps as sought by the Hon'ble Commission vide reference letter above related to filing of Mid-term review petition for truing up of generation tariff for 2X600 MW SCCL plant for 2019-2022 in O.P No. 77 of 2022 is hereby submitted with six copies each.

The Hon'ble commission is kindly requested to accept the same.

Thanking you.

Yours sincerely

  
Director (Finance)

Encl: Reply to the letter dated 12.12.2022 with 6 copies.

**N. BALRAM, IRS**  
**DIRECTOR (FINANCE)**  
THE SINGARENI COLLIERIES CO. LTD.,  
KOTHAGUDEM - 507 101.

**Additional Information Requirement on data gaps of SCCL Mid-Term Review filings for truing up of generation tariff for 2X600 MW STPP are placed below:**

**A. Filing of Petition**

**Question 1:** The Petitioner is required to submit the monthly trial balances, for months of March, 2020, March, 2021 and September, 2022 for the accounting heads under which the expenses and income of its thermal power project are being accounted.

**Reply 1:** Trial balances as requested is attached as **Annexure-A**.

**B. Tariff**

**Question 2:** The Petitioner is required to submit the SLDC Certificate for the actual Availability and Plant Load Factor for FY 2019-20 and FY 2021-22.

**Reply 2:** SLDC Certificates of monthly actual Availability for FY 2019-20 and FY 2021-22 along with year wise summary are attached as **Annexure-B**.

**Question 3:** The Petitioner is required to submit the actual performance parameters and coal supply details in the format specified below:

**Reply 3:** Actual performance parameters and coal supply is given in table below:

Particulars	Units	Actual for FY 2018-19	Actual for FY 2019-20	Actual for FY 2020-21	Actual for FY 2021-22	Actual for FY 2022-23 up to Sept 22
Availability	%	83.64	95.8	88.13	93.14	90.95
Plant Load Factor	%	81.94	86.58	69.64	88.89	89.78
Gross Generation	MU	8698.48	9226.87	7345.06	9352.93	4735.93
Auxiliary Consumption	%	5.64	6.02	6.12	5.83	5.875
Gross Station Heat Rate	kcal/kWh	2314.73	2312.98	2289.37	2305.30	2304.10
Secondary Fuel Oil Consumption	ml/kWh	0.24	0.21	0.24	0.13	0.18
Transit and handling loss (Coal)	%	0.8	0.8	0.8	0.8	0.8

**Question 4:** The Petitioner is required to submit the details of actual coal procured in the below format:

**Reply 4:** Actual coal procured details as per the format is given in table below:

Particulars	Units	Actual for FY 2018-19	Actual for FY 2019-20	Actual for FY 2020-21	Actual for FY 2021-22	Actual for FY 2022-23 up to Sept 22
<b>I. Quantum</b>						
i. Naini Coal Block	Million MT	-	-	-	-	-
ii. Bridge Linkage	Million MT	5.09	5.90	4.23	5.38	2.76
iii. E-Auction	Million MT	-	-	-	-	-
iv. Imported coal	Million MT	-	-	-	-	-
<b>Total</b>	<b>Million MT</b>	<b>5.09</b>	<b>5.90</b>	<b>4.23</b>	<b>5.38</b>	<b>2.76</b>
<b>II. Landed price</b>						
i. Naini Coal Block	Rs./MT	-	-	-	-	-
ii. Bridge Linkage	Rs./MT	3785.53	4218.00	4095.65	4432.68	5325.35
iii. E-Auction	Rs./MT	-	-	-	-	-
iv. Imported coal	Rs./MT	-	-	-	-	-
<b>Weighted average price</b>	<b>Rs./MT</b>	<b>3785.53</b>	<b>4218.00</b>	<b>4095.65</b>	<b>4432.68</b>	<b>5325.35</b>
<b>III. As received GCV</b>						
i. Naini Coal Block	kcal/kWh	-	-	-	-	-
ii. Bridge Linkage	kcal/kWh	3856	3644	3885	4017	4118
iii. E-Auction	kcal/kWh	-	-	-	-	-
iv. Imported coal	kcal/kWh	-	-	-	-	-
<b>Weighted average GCV</b>	<b>kcal/kWh</b>	<b>3856</b>	<b>3644</b>	<b>3885</b>	<b>4017</b>	<b>4118</b>
<b>IV. As fired GCV</b>						
i. Naini Coal Block	kcal/kWh	-	-	-	-	-
ii. Bridge Linkage	kcal/kWh	3807	3629	3872	3981	4084
iii. E-Auction	kcal/kWh	-	-	-	-	-
iv. Imported coal	kcal/kWh	-	-	-	-	-
<b>Weighted average GCV</b>	<b>kcal/kWh</b>	<b>3807</b>	<b>3629</b>	<b>3872</b>	<b>3981</b>	<b>4084</b>

Trial balances of Singareni Thermal Power Plant (2X600MW) in Rs. INR					
S.No	Description	March, 2020	March, 2021	March, 2022	September, 2022
1	3313212 Transfer of Coal - STPP	3,231,228,595	2,098,751,503	2,988,498,265	1,730,468,497
2	3313213 Sale of Power - STPP	41,267,607,971	32,154,799,447	38,568,654,957	21,348,879,824
3	3313217 PLF Incentive power - STPP	-	-	193,069,500	-
4	3313218 Share of Controllable Factors to discoms - STPP	-	-	-451,179,655	-207,284,160
5	3313219 Reimbursable claims from Discoms - STPP	-	-	23,203,452	-
6	3313410 Sales - STPP Fly Ash	38,356,359	52,197,512	99,595,387	78,706,695
7	3313411 STPP Fly Ash Utilisation Offsetting A/c - Sales	-38,356,359	-52,197,512	-99,595,387	-78,706,695
8	3313501 Interest On Investments	-	-	-	491,505
9	3313503 Interest on Supplementary Power bills-STPP	-	-	-	-
10	3313506 Int on Loans Advances/Deposits & Sundry Debtors	2,114,210	1,499,786	812,837	7,879
11	3313508 Int on Loans to Employees	-	-	-	-
12	3313601 Profit on sale of Fixed Assets	38,269	-	195,952	-
13	3313602 Asset Revenue Clearing	-	-	-	-
14	3313701 Rent Recovered from Employees - Residential	117,780	129,515	174,776	91,625
15	3313702 Rent Recovered from Outsiders - Residential	6,462,399	9,264,863	6,992,559	4,411,909
16	3313703 Electricity Charges recovered from - Employees	1,210,363	1,022,349	934,929	534,890
17	3313704 Electricity Charges Collected from - Outsiders	1,411,471	1,251,704	1,632,299	783,185
18	3313705 Water Supply Charges Collected from - Outsiders	55,085	-	591,609	64,000
19	3313706 Recovery of Vehicle Hire Charges	-	4,206	-	-
20	3313708 Recovery of Conveyance Charges - Employees	159,987	154,017	155,696	53,836
21	3313715 Sale Proceeds of Scrap Waste Etc.	-	7,197,765	49,750,458	4,669,346
22	3313716 Sale of Tender Forms	-	6,500	2,000	-
23	3313718 Guest House Charges Receipts	964,928	633,989	924,628	144,150
24	3313721 Late Delivery penalty recovered from Suppliers	6,314,012	3,585,718	3,192,640	991,908
25	3313722 Commission received from L.I.C.	5,454	3,513	-	-
26	3313723 Forfeiture of deposits	-	-	8,475	478,469
27	3313724 Bus fee collected from Students	79,200	-	21,800	47,800
28	3313725 Penalties recovered from Contractors	1,755,419	1,870,374	6,719,948	535,509
29	3313726 Sundry Receipts	300	360	360	180
30	3313737 Credits taken into Company's Account	288,043	45,621	-	-
31	3313740 Freight - Coal Transport cost STPP	-	-	-	-
32	3313741 Liabilities & Provisions no longer required	-	-	164,866,085	-
33	3313746 Insurance Receipts	-	30,617,320	-	-
34	3313772 Rent From Business&Commrcil Estts.-Ser Tax Chrg	-	-	-	-
35	3313778 Sale proceeds of other materials	19,974,636	9,310,301	16,186,626	7,374,940
36	3313807 Penalties/Liquidated damages - Others	-	-	-	-
37	3313809 Penalties/Damages recovered from employees	-	-	951	-
38	3313818 Guest House Charges Receipts - Taxable	-	-	-	87,902
39	4322107 Consumption of Bearings	3,254,121	3,083,535	6,023,236	3,665,935
40	4322110 Consumption of Building Material	32,604	7,652,494	739,060	10,786,477
41	4322111 Consumption of Cap Lamps & Spares For Cap Lamps	-	-	-	-
42	4322112 Consumption of Chemicals - Lab Materials	33,323,297	44,388,049	39,262,539	27,349,958
43	4322114 Consumption of Consumables - Electrical	946,438	1,605,200	1,721,944	2,665,120
44	4322115 Consumption of Consumables - General	2,259,664	3,853,747	3,527,398	4,379,638
45	4322116 Consumption of Computer Media	1,918,168	2,538,331	3,473,287	1,335,752
46	4322117 Consumption of Electrical Appliances	8,148	-	357,471	440,232
47	4322124 Consumption of Hardware & Fasteners	865,511	1,560,627	2,371,931	889,425
48	4322130 Consumption of Iron & Steel	9,895,234	10,976,917	22,674,283	14,360,273
49	4322131 Consumption of Non-Ferrous Materials	-67,222	300,300	409,169	530,951
50	4322133 Consumption of Paints & Varnishes	617,329	989,870	2,994,840	135,277
51	4322134 Consumption of Pipes & Pipe Fittings	262,025	155,427	91,786	13,572
52	4322136 Consumption of Production Stores - Mines	7,507,066	6,427,337	9,254,329	19,339,672
53	4322138 Consumption of Sundries	2,264,155	2,407,386	11,050,505	2,569,368
54	4322139 Consumption of Timber	1,300	796	13,163	-
55	4322144 Consumption of Tools- Instruments- Lab. Equipment	3,255,601	2,944,634	1,180,810	1,175,730
56	4322170 Consumption of Spares For Automobiles	42,104	616,937	2,006,600	19,528
57	4322172 Consumption of Spares For C.S.P Plant	833,776	-	101,364	49,442
58	4322174 Consumption of Spares For Construction Equipment	-	-	49,500	-
59	4322175 Consumption of Spares For Electrical Equipment	314,917	431,202	698,809	1,227,829
60	4322176 Consumption of Spares For Electrical Equipment- U.G	2,170,642	2,042,147	999,769	799,693
61	4322177 Consumption of Spares For General	32,832	159,333	1,223,619	9,020
62	4322178 Consumption of Spares For Front End Loader & Forklift	-	-	60,774	-
63	4322180 Consumption of Spares For Mining-Machine Mining	1,370,860	995,332	1,221,429	2,022,941
64	4322181 Consumption of Spares For Mining- Opencast	142,055	1,135,391	938,540	234,726
65	4322182 Consumption of Spares For Power House	-	1,297,531	-	697,353
66	4322183 Consumption of Spares For Printing Press	-	-	-	-
67	4322185 Consumption of Spares For Pumpsets	27,768	83,556	218,552	562,040
68	4322186 Consumption of Spares For Workshop & Auto Workshop	19,201	10,503	89,551	157,282
69	4322199 Consumption of Coal at STPP	22,780,278,277	15,585,867,459	21,851,294,693	13,277,157,261
70	4322200 Expdr on GST ITC reversal on Coal Tr.to STPP	1,201,985,551	1,061,483,579	1,164,045,073	745,975,885
71	4322325 Consumption of spares for Boiler 600 MW	83,962,008	122,667,213	135,184,211	58,503,537
72	4322326 Consumption of spares for Turbo Generator 600MW	37,058,700	60,036,281	99,661,937	17,015,718

Trial balances of Singareni Thermal Power Plant (2X600MW) in Rs. INR					
S.No	Description	March, 2020	March, 2021	March, 2022	September, 2022
73	4322327 Consumption of Valves & Spares	2,710,008	9,444,858	7,132,398	2,718,859
74	4322328 Consumption of Pipes & Fittings	3,114,389	5,374,511	5,264,754	6,427,401
75	4322329 Consumption of Motor Spares	269,679	120,975	53,983	11,368
76	4322341 Consumption of spares for CW System	23,120,954	6,046,575	35,667,168	11,409,126
77	4322342 Consumption of Pump Spares	22,830,997	31,260,029	71,447,175	16,898,502
78	4322343 Consumption of spares for Fans & Blowers	1,449,104	1,091,881	369,598	905,166
79	4322346 Consumption of spares for Lifting equipment	514,624	875,405	3,067,022	8,156,867
80	4322347 Consumption of spares for Compressor	1,535,619	1,911,483	3,663,070	12,595,635
81	4322348 Consumption of spares for Transformer	5,540,769	330,010	1,428,944	27,337
82	4322349 Consumption of spares for Switch Gear	7,074,134	6,334,672	3,157,413	1,529,842
83	4322368 Consumption of spares for CHP	46,759,178	27,746,015	47,141,776	20,833,408
84	4322369 Consumption of spares for A H P - STPP	21,246,957	26,432,505	16,861,379	7,224,219
85	4322387 Consumption of spares for C & I - STPP	30,419,941	42,216,436	49,948,136	16,495,794
86	4322388 Consumption of spares - Misc Spares for Electrical	4,189,589	1,717,820	3,113,552	480,404
87	4322389 Consumption of LDO - STPP	-	-	21,882,539	23,218,370
88	4322390 Consumption of HFO - STPP	-	-	31,112,732	26,684,498
89	4324302 Consumption of Explosives	-	-	-	69,535
90	4324303 STPP - O&M(Contractual)	904,739,582	983,491,498	897,800,776	422,669,608
91	4324304 Consumption of Petrol & Oil	97,220,091	89,302,650	22,959,727	15,269,085
92	4324307 Solar - O&M Charges Contractual	-	-	1,054,264	-
93	4325001 Purchase Account	23,935,689,650	15,998,385,722	22,325,721,195	14,247,162,830
94	4325002 Purchase offsetting Account	-23,935,689,650	-15,998,385,722	-22,325,721,195	-14,247,162,830
95	4325003 Price Difference Account	-	-	-	-
96	4325005 Revaluation of Materials	8,593	-	-6,942	-5
97	4327001 Cost of Goods sold (Others)	26,120,580	11,145,337	24,325,411	11,744,758
98	4334501 Internal Coal Transport	8,484,678	-	25,526	-
99	4334504 Internal Coal Transport through Rail (STPP)	719,033,547	616,896,474	728,510,640	353,430,649
100	4334510 Sand Transport for Stowing Purpose	-	-	-	-
101	4334522 Hiring of HEMM	8,651,125	2,986,711	1,780,236	429,029
102	4334524 Hiring of Weigh Bridge	-	11,210	-	-
103	4334525 Hiring of Vehicles Pool	27,248,953	33,732,603	37,215,883	20,707,360
104	4334526 Hire charges Officers Vehicles (FBT)	1,950,037	1,608,912	353,196	-
105	4334527 Hiring of Machinery -Other Purposes	4,193,632	822,802	1,667,255	669,146
106	4334528 Hiring of Equipment for Office Purposes	11,682,962	2,591,946	1,000,366	348,004
107	4334529 Equipment Cleaning	-	-	-	-
108	4344601 Electricity Consum- Purchased	93,720,097	57,649,174	63,823,151	27,808,262
109	4344602 Power Consumption Cost -Generated from Solar plant	-	-	-32,560,539	-
110	4344617 Other Expenses	102,809	-	-	-
111	4344621 Electricity Duty on Purchased power	24,027	237,406	298,060	132,677
112	4354701 Basic Pay & Personal Pay & SPRA	136,980,123	124,321,952	127,035,251	68,818,782
113	4354702 Dearness Allowances	54,585,199	57,469,373	66,880,050	39,821,533
114	4354703 UnderGround Allowance	-	91	8,636	1,083
115	4354704 HRA	1,148,278	811,703	881,759	477,028
116	4354705 Transport Subsidy & Additional Transport Subsidy	82,635	66,133	35,315	18,725
117	4354707 Other Allowances	1,360,298	1,430,993	1,282,963	616,918
118	4354708 CMPF with Administration Charges	32,566,327	31,953,805	32,327,517	18,244,916
119	4354709 Prdn Linked Bonus/Perf Linked Rewards	4,189,251	3,466,581	4,382,998	2,320,148
120	4354710 Incentives	1,215,835	282,221	128,732	-
121	4354711 Play Day	2,473,399	2,161,434	1,353,454	817,566
122	4354712 Overtime	20,406	10,386	-	-
123	4354713 Paid Holiday	935,737	792,580	448,303	223,248
124	4354714 Leave Encashment	14,727,045	7,590,710	12,960,705	5,232,300
125	4354715 Quarterly Bonus	3,323,378	3,027,907	2,776,955	2,787,909
126	4354720 Spl Leave-Accident Leave-Maternity Leave wages	1,200,738	1,153,990	2,526,368	1,228,967
127	4354721 Reimbursement of Electricity Charges(30 units)	3,025	1,758	-	-
128	4354722 Pension Recoveries-Additional Increment	-	-	-	-
129	4354723 Pay Revision - Employees	-	-	5,094,052	11,416,797
130	4354726 Conveyance Reimbursement of Cars-FBT	50,771	-	-	-
131	4354727 Rounding Off Adjustment	-160	-626	-1,630	-161
132	4354728 Last Months Adjustments (For Non- CMPF)	-	-141,346	-1,974	-2,497
133	4354733 Post Super Annuation Medial Benefit - Executives	1,707,352	11,290	1,192,888	-
134	4354735 4% Special allowance-NCWA -IX (1.2.12)	1,193,013	1,126,441	916,018	517,232
135	4354736 Telangana Inc Basic Spl Pay @ 3% (from 01.08.2014)	1,109,606	955,552	792,136	431,672
136	4354737 Employer's Contribution - CMPS 7%	-	-	-	-
137	4354738 Tax on Non Monetary Perquisites-Executives	3,904,885	4,766,042	3,904,114	2,237,399
138	4354739 Non vesting leave entitlement	711,266	-191,050	209,505	-
139	4354741 Transfer Wage Cost of Solar Power Consumption	-515,213	-	-	-
140	4354760 Casual Leave- Sick Leave- LWP & Peice Rated Wages	-	36,333	22,396	43,037
141	4354762 Conveyance Reimbursement - Exec- Cars (FBT)	720	-	-	-
142	4354764 Performance Related Pay - Executives	25,554,261	-	16,896,483	6,796,528
143	4354766 EDCPS Monthly payments (2022-23 onwards)	-	-	-	4,902,865
144	4354770 Salaries & wages Corp Allocation to STPP	-	-	121,953,839	-

Trial balances of Singareni Thermal Power Plant (2X600MW) in Rs. INR					
S.No	Description	March, 2020	March, 2021	March, 2022	September, 2022
145	4355021 Family Pension Scheme			-	-
146	4355026 Gratuity	12,778,879	12,368,210	9,974,765	5,936,489
147	4365306 Medical Reimbursement Bills - Employees	1,582,626	1,862,101	2,729,590	664,668
148	4365311 Consumption of Medicines		141,467	-	-
149	4365313 Hospital Other Expenditure	32,320	701,123	31,440	39,040
150	4365320 Free issue of gas to Employees	428,188	566,479	658,759	428,711
151	4365321 Welfare expenses-Others	-	-	80,400	70,000
152	4365325 Special Incentive Corporate Schemes	9,420,751	2,597,252	12,623,276	8,149,164
153	4365327 Stipends to Students	-	49,674	330,747	41,450
154	4365328 Expenses on Clubs	9,540	34,500	322,383	18,000
155	4365329 Sports & Cultural Activities	9,756	-	296,485	419,743
156	4365330 L.T.C.-Employees	208,620	72,000	80,000	64,000
157	4365332 L.L.T.C.-Employees	144,000	161,345	60,000	276,000
158	4365333 Foreign Travel others	-	-	-	-
159	4365334 L.T.C.- Actuarial Provision	210,308	-92,679	84,580	-
160	4365346 Lumpsum Paym-Dependent Employment (Rs. 2.00 lakh)	2,500,000	-	-	-
161	4365351 Actuarial Provision towards MMC & LPE		-352,855	-180,734	-
162	4375401 R&M - Buildings	3,113,453	1,717,451	8,472,393	3,236,760
163	4375405 R&M - Roads	12,669	258,413	10,598,876	-
164	4375406 Painting, Sticking and Hoarding Expenses	744,245	1,187,306	880,270	285,805
165	4375407 Drilling of Boreholes Expenditure	-	877,280	-	-
166	4375411 R&M - Plant & Machinery	9,856,427	10,370,318	11,729,405	2,958,296
167	4375412 Cost of Recon Engine	-	-	-	769,915
168	4375414 R&M - Plant & Machinery Others	2,768,302	5,772,539	2,990,946	1,312,164
169	4375415 Maintenance Expe. of Machinery for Other Purposes	-	-	-	-
170	4375416 R&M - Vehicles	105,000	-	-	-
171	4375417 Elec.Repairs/Maintenance-Residential Buildings	1,432,303	876,048	279,806	-
172	4375418 Elec.Repairs/Maintenance-Mines & Offices	3,816	5,608	-	-
173	4375420 Vehicles-Outside Repairs For Cars&Jeeps(Fbt)	-	-	-	-
174	4375421 R&M - Others	31,155,619	64,933,512	43,697,572	14,375,793
175	4375424 R&M - Railway Commercial Staff Wages	-	-	7,294,664	-
176	4375425 Interest & Maintenance charges on Railway Sidings	6,358,741	-	-	-
177	4375426 R&M - Water Supply	46,396,375	19,060,976	578,006	-
178	4375427 Hiring of Manpower	23,538,890	36,807,446	30,089,973	9,655,361
179	4375428 House Keeping	8,558,998	14,865,724	21,278,557	9,954,696
180	4375429 R&M-Civic Maint.-Cont. Pmnts-Other Than Garden Exp	55,775	5,355,247	11,392,695	4,414,375
181	4375430 R&M - Sanitation	3,736,901	2,248,996	54,960	3,000
182	4375434 Garden Maintenance-Offices/Townships (Fbt)	15,500	4,676,210	8,855,547	816,369
183	4375435 Miscellaneous Services	859,347	923,486	740,860	-
184	4375436 Vulcanisation & Jointing of Conveyor Belts	-	73,170	402,436	73,170
185	4375437 Fabrication of TISCOGs and Roof Bolts, Coal tubs	-	-	-	-
186	4375439 Repairs to OHT Lines - Mines / Offices	-	-0	1,846,092	-
187	4375453 Bills Corporate Cost Allocation to STPP	-	-	37,723,222	-
188	4385605 Interest (STPP)on SBI Loan-Old PFC Loan	-	928,798,878	1,832,648,740	829,389,998
189	4385606 Interest (STPP) on ICICI Loan-Old PFC REC Loan	-	294,610,482	599,322,692	295,078,452
190	4385615 Interest on Loan 1 - PFC (STPP)	2,848,215,891	1,584,778,934	-30,500,071	-
191	4385616 Interest on Loan 2 - PFC-REC (STPP)	960,542,295	512,743,962	-2,612,744	-
192	4385617 Interest on Term Loan-Solar Power Plant	-	-	8,101,145	-
193	4385620 Interest On Others	2,102	-	-	-
194	4385625 Interest On belated payment of Direct Taxes	17,474	-	-	235,190
195	4385626 Interest On belated payment of Indirect Taxes	1,038	5,635	1,281	3,075
196	4395711 Transit Insurance Charges (Cash)	-	700	-	-
197	4395715 Vehicles Insurance-Other than Cars & Jeeps	311,000	545,003	-	313,916
198	4395718 Insurance for Unit 1 & 2 - STPP	116,360,712	137,468,479	133,218,917	64,658,160
199	4395721 Property Tax	972,133	873,978	917,675	-
200	4395722 License Fees	509,136	1,161,446	9,299,839	1,794,113
201	4395723 Vehicles Tax – Other than Cars & Jeeps	79,593	-	228,595	-
202	4395724 Vehicles Tax – Cars & Jeeps (Fbt)	-	-	-	-
203	4395725 Other Civic Taxes (Water- Air Pollution Cess etc)	23,550,491	18,016,056	23,000,000	-
204	4395727 Filing Fee	15,045,000	75,000	75,000	-
205	4395750 Indirect Taxes charged to Revenue	162,578,822	-	-	-
206	4415902 Statutory Audit- Travelling and Out of Pocket Exp	-	-	-	-
207	4415904 Other Expenses- Certifications & Services	778,800	-	-	-
208	4426001 Stores Items - excess/shortage written off	-	-	-	-
209	4426102 WDV of Fixed Assets Written Off	2	23	-	-
210	4426104 Capital WIP Expenses	-0	-	-	-
211	4426106 STPP_Capital WIP Expenses Materials	-	-	-	-
212	4426107 STPP_Capital WIP Expenses Services	-	-	-	-
213	4426112 Capital WIP Expenses-STPP Fly Ash	-	1,335,726	-	-

Trial balances of Singareni Thermal Power Plant (2X600MW) in Rs. INR					
S.No	Description	March, 2020	March, 2021	March, 2022	September, 2022
214	4426113 STPP Fly Ash Utilisation Offsetting A/c - CWIP Exp		-1,335,726	-	-
215	4426202 Prov. for Super Annuation Fund	2,264,032	1,757,969	1,714,066	629,629
216	4426203 Provision for Obsolescence Stores	-	149,000,000	-	-
217	4426205 Prov-CPRMS-Non Ex-Employer's Contr.	265,914	353,968	5,970,859	539,677
218	4426207 Provision for Doubtful Advances	-	-	-	-
219	4436301 Office Contingencies.	1,772,685	2,346,217	1,487,480	759,360
220	4436303 Travelling DA- Employees	1,943,120	497,001	776,078	454,936
221	4436304 Transfer TA Exp-Employees	-	-	1,400	-
222	4436306 Travelling Expenditure-Accommodation-Employees	941,042	125,648	318,237	352,502
223	4436308 Travelling Expenses- Foreign	-	-	-	-
224	4436309 Travelling Expenses- Others	31,688	18,176	147,515	221,708
225	4436310 Reimbursement of Local Conveyances- Employees	321,766	38,912	62,537	50,879
226	4436311 Travel TA Expenses Employees	983,210	214,904	251,199	193,433
227	4436313 Hire Charges Vehicles Expenditure	76,357	-	44,840	-
228	4436318 Settling Allowance	373,807	322,520	1,050,027	248,277
229	4436319 Settling Grant	66,250	66,320	397,228	68,313
230	4436323 Postage & Telegrams	62,267	67,223	43,274	19,616
231	4436324 Telephones & Trunk Calls	2,342,216	3,157,369	2,212,109	193,597
232	4436327 Courier Service Charges	-	-	-	-
233	4436329 Subscription- Journals- Periodicals	25,583	59,982	25,845	100,547
234	4436330 Stationery And Printing	257,232	324,044	217,684	94,138
235	4436332 Broadband Expenditure	-	-	365,599	922,302
236	4436333 Legal Expenses	28,750	15,100	-	-
237	4436334 Consultancy Charges	26,439,704	23,836,794	8,124,917	3,533,927
238	4436335 Professional Fee And Expenses	-	-	-	-
239	4436337 Sample Analysis & Testing Charges	433,924	488,597	46,138	-
240	4436340 Expenditure on Internal Shunting of Wagons - STPP	32,804,096	49,309,360	76,436,879	34,248,508
241	4436341 Bank Charges	1,176,230	775,953	1,103,121	568,580
242	4436344 Interest subsidy on housing loan	1,151,082	623,555	1,700,553	54,922
243	4436353 Freight Charges	2,006,775	5,202,907	3,603,846	3,301,831
244	4436354 Hamali Charges	-	-	-	-
245	4436355 Security Department Expenses	9,740	3,325	-	-
246	4436356 Training Expenses - Employees	676,856	5,146	621,694	436,895
247	4436358 Conferences And Seminars	54,141	43,463	20,271	147,142
248	4436359 Purchase of Books for Library	-	-	-	-
249	4436360 Daily Allowance(DA)-TTC Training	21,244	-	-	-
250	4436363 Misc. Repairs - Furniture & Fixtures	12,981	73,860	31,073	-
251	4436364 Misc. Repairs - Office Equipment	74,613	157,537	7,351	826
252	4436365 Computer Hire Charges - Contract	-	33,630	-	-
253	4436366 Computer Maintenance Charges	852,990	284,330	-	-
254	4436367 Computer Stationery and Other Expenses	562,224	486,466	290,048	118,984
255	4436368 Import Freight Reimbursement-CHA	71,415	-	-	-
256	4436369 Allied Charges(Imports)-CHA	44,770	-	-	-
257	4436370 Agency Commission(Imports)-CHA	5,000	-	-	-
258	4436371 Patrolling Expenditure for CRPF/Police	1,171	-	-	-
259	4436373 C I S F - Salaries- Wages & Allowances	142,638,799	287,707,790	343,735,180	168,635,644
260	4436374 C I S F - Other Expenses	988,860	2,423,758	9,221,616	1,481,089
261	4436377 Settling Allowance Actuarial Provision	638,687	-318,870	150,261	-
262	4436383 Guest House expenses-Contract	4,377,664	4,182,215	5,467,257	2,027,515
263	4436384 Security Services-Contract	14,666,318	18,146,996	19,181,065	9,027,345
264	4436385 Commission on Scrap sales	-	-	-1,097	-
265	4436389 Unrealised - Gain/Loss on Exchange Variation	22,488	-9,408	-	-
266	4436390 Misc. Expenses (Others)	108,663	54,607	17,247	1,501
267	4436393 Afforestation / Plantation Expenditure	11,270,889	14,592,470	10,052,348	2,509,308
268	4436397 Horticulture Expenditure	3,254,940	822,705	3,003,804	3,030,500
269	4436401 Royalty on Coal - STPP	2,413,388,379	1,548,661,537	2,139,854,093	1,269,057,752
270	4436402 Contribution to NMET - STPP	48,267,767	30,973,231	42,797,082	25,381,155
271	4436403 Contribution to DMFT- STPP	724,016,515	464,598,461	641,956,229	380,717,326
272	4436404 Stowing Excise Duty Collection - STPP	-	-	-	-
273	4436405 Forest Permit Fee - STPP	59,121,724	42,156,732	53,758,685	27,656,132
274	4436406 Clean Energy Cess - STPP	-	-	-	-
275	4436407 Excise Duty - STPP	-	-	-	-
276	4436408 Air Travel Management	639,821	-	-	-
277	4436409 CMPS on COAL - STPP	-	12,361,542	53,758,685	27,656,132
278	4447101 Depreciation on Fixed Assets - Rev Charge	20,990,478	19,712,069	20,316,862	10,262,185
279	4447103 Unplanned Depreciation on Fixed Assets(Rev Charge)	166,101	147,695,389	1,706,986	-
280	4447104 Dep. on Fixed Assets(Rev Charge)-STPP	4,229,815,688	4,187,812,858	4,219,487,005	2,119,006,455
281	4447107 Depreciation on Fixed Assets - RevenueCharge-Solar	3,407,544	15,523,226	15,951,429	-
282	4447108 Unplanned Dep on Fixed Assets(RvenueCharge)-Solar	-	281,986	-	-
283	4447112 Depreciation on Solar Plants-Tr to Power Cost	-3,407,544	-15,805,212	-	-
284	4457402 Prior Period - Contribution to P.F.- Gratuity Etc	-595,567	-	-	-
285	4457452 Prior Period - Depreciation on Adjustments (Cr)	-	-	-	-
286	4457454 Prior Period - Dep on Adjustments (Cr) - STPP	-	-	-	-
287	4509995 General Overhead Allocated to CWS (B/S Exhi)-Cr	8,322	-	-	-
	<b>Total</b>	<b>5,955,777,917</b>	<b>4,503,492,310</b>	<b>5,271,719,845</b>	<b>2,173,770,226</b>

## FY 2019-20 SG, BD, Availability &amp; PLF

S.No	Month	No of Days	SG	BD	Final Availability		PLF
			MU		MU	%	%
1	April'19	30	756.581	33.114	789.695	96.98	92.91
2	May'19	31	752.618	39.856	792.473	94.18	89.44
3	June'19	30	760.790	51.878	812.667	99.80	93.43
4	July'19	31	719.207	50.218	769.425	91.44	85.47
5	Aug'19	31	728.120	42.292	770.412	91.56	86.53
6	Sep'19	30	666.093	148.227	814.320	100.00	81.80
7	Oct'19	31	542.590	277.534	820.125	97.46	64.48
8	Nov'19	30	593.698	220.622	814.320	100.00	72.91
9	Dec'19	31	763.684	25.439	789.123	93.78	90.76
10	Jan'20	31	756.773	23.927	780.700	92.78	89.94
11	Feb'20	29	785.741	1.436	787.176	100.00	99.82
12	Mar'20	31	775.752	1.712	777.464	92.39	92.19
<b>13</b>	<b>FY 2019-20</b>	<b>366</b>	<b>8601.647</b>	<b>916.252</b>	<b>9517.900</b>	<b>95.80</b>	<b>86.58</b>



**FY 2020-21 SG, BD, Availability & PLF**

S.No	Month	No of Days	SG	BD	Final Availability		PLF
			MU	MU	%	%	
1	April'20	30	585.042	200.127	785.169	96.42	71.84
2	May'20	31	662.925	176.744	839.669	99.79	78.78
3	June'20	30	44.110	770.210	814.320	100.00	5.42
4	July'20	31	378.220	20.011	398.231	47.33	44.95
5	Aug'20	31	611.859	173.568	785.427	93.34	72.71
6	Sep'20	30	607.999	187.903	795.901	97.74	74.66
7	Oct'20	31	689.794	129.249	819.043	97.34	81.98
8	Nov'20	30	710.438	103.018	813.456	99.89	87.24
9	Dec'20	31	734.408	33.415	767.823	91.25	87.28
10	Jan'21	31	806.193	35.027	841.221	99.97	95.81
11	Feb'21	28	465.839	1.848	467.687	61.54	61.29
12	Mar'21	31	603.149	0.036	603.185	71.68	71.68
<b>13</b>	<b>FY 2020-21</b>	<b>365</b>	<b>6899.975</b>	<b>1831.156</b>	<b>8731.132</b>	<b>88.13</b>	<b>69.64</b>

### FY 2021-22 SG, BD, Availability & PLF

S.No	Month	No of Days	SG	BD	Final Availability		PLF
			MU		MU	%	%
1	April'21	30	804.352	6.350	810.702	99.56	98.78
2	May'21	31	747.809	77.858	825.667	98.12	88.87
3	June'21	30	730.823	56.256	787.079	96.65	89.75
4	July'21	31	635.294	66.434	701.728	83.39	75.50
5	Aug'21	31	549.751	3.704	553.455	65.77	65.33
6	Sep'21	30	741.529	49.634	791.164	97.16	91.06
7	Oct'21	31	764.764	36.942	801.706	95.28	90.88
8	Nov'21	30	761.760	52.560	814.320	100.00	93.55
9	Dec'21	31	761.755	27.416	789.172	93.79	90.53
10	Jan'22	31	785.993	35.727	821.720	97.65	93.41
11	Feb'22	28	683.125	8.246	691.372	90.97	89.88
12	Mar'22	31	839.562	0.626	840.188	99.85	99.77
<b>13</b>	<b>FY 2021-22</b>	<b>365</b>	<b>8806.517</b>	<b>421.752</b>	<b>9228.272</b>	<b>93.14</b>	<b>88.89</b>



**TRANSMISSION CORPORATION OF TELANAGANA LIMITED**  
Website: transco.telangana.gov.in CIN:U40102TG2014SGC094248

O/o Chief Engineer /SLDC  
Vidyut Soudha, Hyderabad.

**U.O to CE/ Commercial/TSPCC:**

Sub:- Singareni Thermal Power Plant units – Schedules for the month of April-2019-  
Reg.

\*\*\*\*\*  
The details of schedules and backing down of 2X600 MW Singareni Unit  
I&II generators for the month of April-2019 are herewith enclosed as Annexure-I

03/06/19  
AE/SLDC

3/6/19  
AD/SLDC

3/6  
DE/SLDC

3/6  
SE/SLDC

Chief Engineer /SLDC  
TSTRANSCO  
Draft Approved

To  
The Chief Engineer (Commercial)/TSPCC,  
Vidyut Soudha,  
Hyderabad.



Copy submitted to:  
The Director (Grid Operation)/TSTRANSCO – For favor of information.

**U.O No. CESLDC/SEPP/DE/MO-PP-2/F. STPP/ D.No. 42/19 dt/ 13.06.2019**



dispatch after receiving  
approved backing down. Other items

**ANNEXURE I:STPP backdown and schedules data for the month of APRIL 2019**

Date	Final availability	Back down in MU	Scheduled Energy
01-04-2019	27.144000	0.000000	27.144000
02-04-2019	27.144000	0.000000	27.144000
03-04-2019	27.144000	0.098250	27.045750
04-04-2019	27.144000	0.000000	27.144000
05-04-2019	27.144000	0.775750	26.368250
06-04-2019	27.144000	1.148000	25.996000
07-04-2019	27.144000	2.410250	24.733750
08-04-2019	27.144000	1.190000	25.954000
09-04-2019	27.144000	0.695000	26.449000
10-04-2019	26.311125	0.000000	26.311125
11-04-2019	26.587250	0.040250	26.547000
12-04-2019	27.144000	0.383750	26.760250
13-04-2019	27.144000	0.579000	26.565000
14-04-2019	27.144000	0.040500	27.103500
15-04-2019	27.144000	0.000000	27.144000
16-04-2019	27.144000	1.827500	25.316500
17-04-2019	27.144000	1.023750	26.120250
18-04-2019	27.144000	0.098250	27.045750
19-04-2019	27.144000	1.720250	25.423750
20-04-2019	21.154250	1.485875	19.668375
21-04-2019	13.572000	1.211250	12.360750
22-04-2019	25.188000	3.108000	22.080000
23-04-2019	27.144000	2.472750	24.671250
24-04-2019	27.144000	2.165000	24.979000
25-04-2019	27.144000	2.261000	24.883000
26-04-2019	27.144000	1.697500	25.446500
27-04-2019	27.144000	0.427500	26.716500
28-04-2019	25.426000	1.437500	23.988500
29-04-2019	27.144000	2.180250	24.963750
30-04-2019	27.144000	2.636500	24.507500
<b>Total</b>	<b>789.694625</b>	<b>33.113625</b>	<b>756.581000</b>



**TRANSMISSION CORPORATION OF TELANGANA LIMITED**

Website: transco.telangana.gov.in CIN:U40102TG2014SGC094248

O/o Chief Engineer /SLDC  
Vidyut Soudha, Hyderabad.

**U.O to CE/ Commercial/TSPCC:**

Sub:- Singareni Thermal Power Plant units – Schedules for the month of May-2019-  
Reg.

\*\*\*\*\*

The details of schedules and backing down of 2X600 MW Singareni Unit  
I&II generators for the month of May-2019 are herewith enclosed as Annexure-I.

Encl:Annexure-I.

*25/7/19*  
*AE/SLDC*  
*25/7/19*  
*MD/SLDC*  
*25/7/19*  
*DE/SLDC*  
*25/7/19*  
*SEL/SLDC*  
*25/7/19*  
*Chief Engineer /SLDC*  
*TSTRANSCO*  
*(Deptt Approved)*

To  
The Chief Engineer (Commercial)/TSPCC  
Vidyut Soudha,  
Hyderabad.

Copy submitted to:  
The Director (Grid Operation)/TSTRANSCO - For favor of information.

U.O No. GESLDC/SEPP/DE/MD-PP-2/F. STPP/D.No. 59/19 dt/26.07.2019



**ANNEXURE I:STPP backdown and schedules data for the month of  
MAY 2019**

Date	Final availability	Back down in MU	Scheduled Energy
01-05-2019	27.144000	3.409	23.735000
02-05-2019	27.144000	2.423	24.721500
03-05-2019	27.144000	2.498	24.646250
04-05-2019	27.144000	2.503	24.840750
05-05-2019	27.144000	2.826	24.317750
06-05-2019	27.144000	2.423	24.721500
07-05-2019	27.144000	1.857	25.286750
08-05-2019	27.144000	2.342	24.802250
09-05-2019	27.144000	2.180	24.963750
10-05-2019	27.144000	1.356	25.788500
11-05-2019	27.144000	2.705	24.439500
12-05-2019	27.144000	2.863	24.281250
13-05-2019	27.144000	0.646	26.498000
14-05-2019	27.144000	0.918	26.226250
15-05-2019	27.144000	0.360	26.783750
16-05-2019	27.144000	0.483	26.660750
17-05-2019	27.144000	0.919	26.224500
18-05-2019	26.608750	0.565	26.043500
19-05-2019	12.319125	0.327	11.992000
20-05-2019	19.320500	0.000	19.320500
21-05-2019	27.144000	0.354	26.789750
22-05-2019	27.144000	1.211	25.932750
23-05-2019	27.144000	0.000	27.144000
24-05-2019	27.144000	0.807	26.336500
25-05-2019	22.442875	0.302	22.140875
26-05-2019	13.572000	0.848	12.724125
27-05-2019	19.610000	0.076	19.534250
28-05-2019	27.144000	1.198	25.945750
29-05-2019	27.144000	0.164	26.980250
30-05-2019	27.144000	1.229	25.915250
31-05-2019	27.144000	0.084	27.080250
<b>Total</b>	<b>792.473250</b>	<b>39.855500</b>	<b>752.617750</b>

**TRANSMISSION CORPORATION OF TELANGANA LIMITED**

Website: transco.telangana.gov.in CIN:U40102TG2014SGC094248

O/o Chief Engineer /SLDC  
Vidyut Soudha, Hyderabad.

**U.O to CE/ Commercial/TSPCC:**

Sub:- Singareni Thermal Power Plant units – Schedules for the month of June-2019-  
Reg.

\*\*\*\*\*  
The details of schedules and backing down of 2X600 MW Singareni Unit  
I&II generators for the month of June-2019 are herewith enclosed as Annexure-

I.

Encl:Annexure-I.

*[Signature]*  
31/07/19  
AE/SLDC

*[Signature]*  
31/7/19  
ADE/SLDC

*[Signature]*  
31/7  
DE/SLDC

*[Signature]*  
31/7  
SE/SLDC

*[Signature]*  
Chief Engineer /SLDC  
TSTRANSCO  
(Draft - Approved)

To  
The Chief Engineer (Commercial)/TSPCC.  
Vidyut Soudha,  
Hyderabad.

Copy submitted to:  
The Director (Grid Operation)/TSTRANSCO - For favor of information.



**U.O No. CESLDC/SEPP/DE/IMO-PP-2/F. STPP/ D.No. 62/19 dt/02.08.2019**



**ANNEXURE I: STPP backdown and schedules data for the month of JUNE 2019**

Date	Final availability	Back down in MU	Scheduled Energy
01-06-2019	27.144000	0.064000	27.080000
02-06-2019	27.144000	2.427000	24.717000
03-06-2019	27.144000	4.358250	22.785750
04-06-2019	27.144000	4.928000	22.216000
05-06-2019	27.144000	2.349000	24.795000
06-06-2019	27.144000	1.183000	25.961000
07-06-2019	27.144000	1.049750	26.094250
08-06-2019	27.144000	1.177500	25.966500
09-06-2019	27.144000	1.857250	25.286750
10-06-2019	27.144000	0.484500	26.659500
11-06-2019	27.144000	1.938000	25.206000
12-06-2019	27.144000	2.197750	24.946250
13-06-2019	27.144000	1.695750	25.448250
14-06-2019	27.144000	2.018750	25.125250
15-06-2019	27.144000	1.938000	25.206000
16-06-2019	27.144000	2.584000	24.560000
17-06-2019	27.144000	1.615000	25.529000
18-06-2019	27.144000	2.018750	25.125250
19-06-2019	27.144000	2.180250	24.963750
20-06-2019	27.144000	1.327000	25.817000
21-06-2019	25.491250	0.000000	25.491250
22-06-2019	27.144000	1.169750	25.974250
23-06-2019	27.144000	3.068500	24.075500
24-06-2019	27.144000	1.826500	25.317500
25-06-2019	27.144000	0.000000	27.144000
26-06-2019	27.144000	0.068250	27.075750
27-06-2019	27.144000	0.888250	26.255750
28-06-2019	27.144000	0.000000	27.144000
29-06-2019	27.144000	1.877000	25.267000
30-06-2019	27.144000	3.588000	23.556000
<b>Total</b>	<b>812.667250</b>	<b>51.877750</b>	<b>760.789500</b>

*[Signature]*  
31/07/19  
AE/SLDC

*[Signature]*  
31/7/19  
ADE/SLDC

*[Signature]*  
31/7/19  
DE/SLDC

SE/SLDC

*[Signature]*  
SE/SLDC





**TRANSMISSION CORPORATION OF TELANAGANA LIMITED**  
Website: transco.telangana.gov.in CIN: U40102TG2014SGC094248

O/o. GM(E&M) STPP  
I.W.No. 344  
Date: 22/10/19

**From**  
The Chief Engineer  
SLDC, Vidyut Soudha,  
Hyderabad.

**To**  
The General Manager  
2X600 MW Singareni Thermal Power  
Project, Jaipur (V&M),  
Mancherla Dist.-504216

Lr. No. CE/SLDC/SEPP/DE-PPIg-II & MO/F. Singareni D.No. 106/19 dt. 15.10.19.

Sir,

Sub:- SLDC- Backing down Quantity data of 2X600MW Singareni Unit I&II for the months of  
July-2019 -Communicated-Reg.

\*\*\*\*\*

The backing down details of 2X600MW Singareni Unit I&II generator for the months of  
July-2019 are herewith enclosed as Annexure-I.

Yours faithfully,

*[Signature]*  
Chief Engineer /SLDC (I/C) 8/16

*Ch. (6/17) / D. S. M. (7/23/19)*  
*23/10/2019*

Copy to:  
The Chief Engineer /Commercial,  
TSPCC, Vidyut Soudha,  
Hyderabad.

Copy to:  
The Director (E & M)  
M/s Singareni Collieries Co.Ltd  
Red Hills, Singareni Bhavan,  
P.O Box-18, Lakdi ka pool,  
Hyderabad.

Copy to:  
DE (T) to Director (Projects & Grid Operation)/TSTRANSCO } For favor of information.

**ANNEXURE I:STPP backdown and shedules data for the month of JULY 2019**

Date	Final availability	Back down in MU	Scheduled Energy
01-07-2019	27.144000	2.180250	24.963750
02-07-2019	27.144000	1.615000	25.529000
03-07-2019	27.144000	2.492000	24.652000
04-07-2019	27.144000	1.776500	25.367500
05-07-2019	27.144000	0.491250	26.652750
06-07-2019	27.144000	3.156000	23.988000
07-07-2019	27.144000	3.795250	23.348750
08-07-2019	27.144000	3.230000	23.914000
09-07-2019	27.144000	2.261000	24.883000
10-07-2019	27.144000	2.018750	25.125250
11-07-2019	14.214750	0.808875	13.405875
12-07-2019	13.572000	0.000000	13.572000
13-07-2019	16.114125	0.496500	15.617625
14-07-2019	27.144000	2.636500	24.507500
15-07-2019	27.144000	2.505500	24.638500
16-07-2019	27.144000	2.341750	24.802250
17-07-2019	27.144000	0.807500	26.336500
18-07-2019	13.877000	0.000000	13.877000
19-07-2019	15.511750	0.000000	15.511750
20-07-2019	27.144000	2.021000	25.123000
21-07-2019	27.144000	1.853500	25.290500
22-07-2019	27.144000	0.000000	27.144000
23-07-2019	22.081250	0.015500	22.065750
24-07-2019	22.597625	0.000000	22.597625
25-07-2019	27.144000	0.179000	26.965000
26-07-2019	27.144000	4.843500	22.300500
27-07-2019	27.144000	2.752250	24.391750
28-07-2019	27.144000	0.000000	27.144000
29-07-2019	27.144000	1.776500	25.367500
30-07-2019	27.144000	1.580000	25.564000
31-07-2019	27.144000	2.584000	24.560000
Total	769.424500	50.217875	719.206625

*[Handwritten signature]*  
CE/S20C 12/16



**TRANSMISSION CORPORATION OF TELANGANA LIMITED**  
 Website: transco.telangana.gov.in CIN: U40102TG2014SGC094248

Div. GM(E&M) STPP  
 I.W.No. 345  
 Date 22/10/19

**From**  
 The Chief Engineer  
 SLDC, Vidyut Soudha,  
 Hyderabad.

**To**  
 The General Manager  
 2X600 MW Singareni Thermal Power  
 Project, Jaipur (V&M),  
 Mancherla Dist.-504216

Lr. No. CE/SLDC/SEPP/DE-PPIg-II & MO/F. Singareni D.No.105/19 dt.15.10.19.

Sir,

Sub:- SLDC- Backing down Quantity data of 2X600MW Singareni Unit I&II for the months of  
 Aug -2019 -Communicated-Reg.

\*\*\*\*\*

The backing down details of 2X600MW Singareni Unit I&II generator for the months of  
 Aug-2019 are herewith enclosed as Annexure-I.

Yours faithfully,

*[Signature]*  
 Chief Engineer /SLDC (IIC) G/RG

*Chief GEM / DGM (educ) / DGM (RC)*

*[Signature]*  
 20/10/2019

Copy to:  
 The Chief Engineer /Commercial,  
 TSPCC, Vidyut Soudha,  
 Hyderabad.

Copy to:  
 The Director (E & M)  
 M/s Singareni Collieries Co.Ltd  
 Red Hills, Singareni Bhavan,  
 P.O Box-18, Lakdi ka pool,  
 Hyderabad.

Copy to:  
 DE (T) to Director (Projects & Grid Operation)/TSTRANSCO } For favor of information.

**ANNEXURE I:STPP backdown and shedules data for the month of AUGUST 2019**

Date	Final avallibility	Back down in MU	Scheduled Energy
01-08-2019	27.144000	3.303500	23.840500
02-08-2019	27.144000	2.938750	24.205250
03-08-2019	27.144000	3.636000	23.508000
04-08-2019	27.144000	1.534250	25.609750
05-08-2019	27.144000	0.482250	26.661750
06-08-2019	27.144000	6.573500	20.570500
07-08-2019	27.144000	0.615500	26.528500
08-08-2019	27.144000	0.196500	26.947500
09-08-2019	27.144000	0.000000	27.144000
10-08-2019	27.144000	0.825000	26.319000
11-08-2019	27.144000	1.857250	25.286750
12-08-2019	26.321000	0.646000	25.675000
13-08-2019	14.183375	0.000000	14.183375
14-08-2019	27.144000	2.099500	25.044500
15-08-2019	27.144000	4.326750	22.817250
16-08-2019	27.144000	2.001250	25.142750
17-08-2019	27.144000	0.484500	26.659500
18-08-2019	27.144000	0.262000	26.882000
19-08-2019	27.144000	1.650750	25.493250
20-08-2019	27.144000	0.226250	26.917750
21-08-2019	27.144000	0.375500	26.768500
22-08-2019	26.222500	2.401250	23.821250
23-08-2019	13.572000	0.000000	13.572000
24-08-2019	13.572000	0.000000	13.572000
25-08-2019	20.576625	0.000000	20.576625
26-08-2019	23.816000	0.000000	23.816000
27-08-2019	13.689250	0.000000	13.689250
28-08-2019	21.291625	0.000000	21.291625
29-08-2019	27.144000	0.000000	27.144000
30-08-2019	27.144000	0.048000	27.096000
31-08-2019	27.144000	5.807750	21.336250
Total	770.412375	42.292000	728.120375

Calsode 14/16



O/o. GM(E&M) STPP  
I.W.No SDS  
Date 26/11/19

**TRANSMISSION CORPORATION OF TELANGANA LIMITED**  
Website: transco.telangana.gov.in CIN: U40102TG2014SGC094248

**From**  
The Chief Engineer  
SLDC, Vidyut Soudha,  
Hyderabad.

**To**  
The General Manager  
2X600 MW Singareni Thermal Power  
Project, Jaipur (V&M),  
Mancherial Dist.-504216

**Lr. No. CE/SLDC/SEPP/DE-PPIg-II & MO/F. Singareni D.No.12/19 dt. 08.11.19.**

Sir,

Sub:- SLDC- Backing down Quantity data of 2X600MW Singareni Unit I&II for the months of  
September -2019 -Communicated-Reg.

\*\*\*\*\*

The backing down details of 2X600MW Singareni Unit I&II generator for the months of  
September-2019 are herewith enclosed as Annexure-I.


Yours faithfully,

  
Chief Engineer /SLDC (I/C)

Copy to:  
The Chief Engineer /Commercial,  
TSPCC, Vidyut Soudha,  
Hyderabad.

Copy to:  
The Director (E & M)  
M/s Singareni Collieries Co.Ltd  
Red Hills, Singareni Bhavan,  
P.O Box-18, Lakdi ka pool,  
Hyderabad.

Copy to:  
DE (T) to Director (Projects & Grid Operation)/TSTRANSCO } For favor of information.

Chief(OR)/DAR(R&C)/SO  
  
03/12/2019

**ANNEXURE I:STPP backdown and shedules data for the month of SEPTEMBER 2019**

Date	Final availability	Back down in MU	Scheduled Energy
01-09-2019	27.144000	7.512000	19.632000
02-09-2019	27.144000	7.752000	19.392000
03-09-2019	27.144000	5.561750	21.582250
04-09-2019	27.144000	5.222000	21.922000
05-09-2019	27.144000	4.754250	22.389750
06-09-2019	27.144000	5.018750	22.125250
07-09-2019	27.144000	6.641250	20.502750
08-09-2019	27.144000	6.944500	20.199500
09-09-2019	27.144000	5.206000	21.938000
10-09-2019	27.144000	3.985000	23.159000
11-09-2019	27.144000	1.938000	25.206000
12-09-2019	27.144000	1.191250	25.952750
13-09-2019	27.144000	2.872750	24.271250
14-09-2019	27.144000	2.863750	24.280250
15-09-2019	27.144000	3.828000	23.316000
16-09-2019	27.144000	3.376250	23.767750
17-09-2019	27.144000	1.881500	25.262500
18-09-2019	27.144000	6.383750	20.760250
19-09-2019	27.144000	5.248750	21.895250
20-09-2019	27.144000	6.379250	20.764750
21-09-2019	27.144000	5.685250	21.458750
22-09-2019	27.144000	5.897000	21.247000
23-09-2019	27.144000	4.166250	22.977750
24-09-2019	27.144000	6.035500	21.108500
25-09-2019	27.144000	6.046250	21.097750
26-09-2019	27.144000	5.894750	21.249250
27-09-2019	27.144000	6.056250	21.087750
28-09-2019	27.144000	5.512750	21.631250
29-09-2019	27.144000	5.816250	21.327750
30-09-2019	27.144000	2.555750	24.588250
Total	814.320000	148.226750	666.093250

*Handwritten signature*  
eE/SLDC (T/C) 4/10



O/o. GM(E&M) STPP  
I.W.No. 329  
Date 19.02.2020

O/o. Chief of O&M STPP  
I.W.No. 269  
Date 21/02/2020

① 22

**TRANSMISSION CORPORATION OF TELANAGANA LIMITED**  
Website: transco.telangana.gov.in CIN: U40102TG2014SGC094248

From  
The Chief Engineer  
SLDC, Vidyut Soudha,  
Hyderabad.

To  
The General Manager  
2X600 MW Singareni Thermal Power  
Project ,Jaipur (V&M),  
Mancherial Dist.-504216

P  
-  
-

Lr. No. CE/SLDC/SEPP/DE-PPIg-II & MO/F. Singareni D.No. 161/19 dt.05.02.2020.

Sir,

Sub:- SLDC- Backing down Quantity data of 2X600MW Singareni Unit I&II for the months of October-2019 and November -2019 -Communicated-Reg.

\*\*\*\*\*

The backing down details of 2X600MW Singareni Unit I&II generator for the months of October-2019 and November-2019 are herewith enclosed as Annexure-I&II.

Yours faithfully,

*[Signature]*  
Chief Engineer /SLDC (I/C) 7/15

Copy to:  
The Chief Engineer /Commercial,  
TSPCC, Vidyut Soudha,  
Hyderabad.

Copy to:  
The Director (E & M)  
M/s Singareni Collieries Co.Ltd  
Red Hills, Singareni Bhavan,  
P.O Box-18, Lakdi ka pool,  
Hyderabad.


Copy to:  
DE (T) to Director (Projects & Grid Operation)/TSTRANSCO  
information.

*Chick (o km) / Sr*  
*Copy to O&M (Eff & Mon)*  
*For favor of*  
*FCR 27.02*  
*(2) o/c*

**ANNEXURE I: STPP backdown and schedules data for the month of OCTOBER 2019**

Date	Final availability	Back down in MU	Scheduled Energy
01-10-2019	27.144000	4.795500	22.348500
02-10-2019	27.144000	5.782750	21.361250
03-10-2019	27.144000	4.231750	22.912250
04-10-2019	27.144000	0.000000	27.144000
05-10-2019	27.144000	0.018000	27.128000
06-10-2019	27.144000	0.000000	27.144000
07-10-2019	25.362250	0.399000	24.963250
08-10-2019	27.144000	5.718000	21.426000
09-10-2019	25.558125	4.799000	20.759125
10-10-2019	27.144000	4.454000	22.690000
11-10-2019	27.144000	3.804750	23.339250
12-10-2019	27.144000	5.012500	22.131500
13-10-2019	27.144000	2.987750	24.156250
14-10-2019	27.144000	3.182000	23.962000
15-10-2019	27.144000	2.059750	25.084250
16-10-2019	27.144000	2.420750	24.723250
17-10-2019	27.144000	6.133500	21.010500
18-10-2019	27.144000	3.512500	23.631500
19-10-2019	27.144000	1.695750	25.448250
20-10-2019	27.144000	3.979500	23.164500
21-10-2019	12.048000	5.183000	6.865000
22-10-2019	24.268125	24.268125	0.000000
23-10-2019	27.144000	27.144000	0.000000
24-10-2019	27.144000	27.144000	0.000000
25-10-2019	27.144000	27.144000	0.000000
26-10-2019	27.144000	18.114625	9.029375
27-10-2019	27.144000	17.562000	9.582000
28-10-2019	27.144000	16.914125	10.229875
29-10-2019	27.144000	16.640500	10.503500
30-10-2019	27.144000	16.359750	10.784250
31-10-2019	27.144000	16.075250	11.068750
<b>Total</b>	<b>820.124500</b>	<b>277.534125</b>	<b>542.590375</b>

- 1) Backing down MU including Oil support.
- 2) TSSLDC instructed to run STPP-U1 on oil support from 02:30Hrs on 26.10.2019 to 04:15Hrs on 26.10.2019 and instructed to maintain the generation to 240MW.
- 3) TSSLDC instructed to run on oil support from 02:15Hrs on 27.10.2019 to 03:45Hrs on 27.10.2019 and instructed to maintain the generation to 344MW.
- 4) TSSLDC instructed to run on oil support from 23:30Hrs on 27.10.2019 to 06:15Hrs on 28.10.2019 and instructed to maintain the generation to 330MW.
- 5) STPP-U1 was under reserve shutdown from 03:00Hrs of 22.10.2019 to 00:53Hrs of 26.10.2019 (syn.time).
- 6) STPP-U2 was under Reserve shutdown from 15:30Hrs of 21.10.2019 to 24:00Hrs of 31.10.2019.
- 7) During RSD period Ramp up values are taken for DC (Schedule is OMW).
- 8) During the synchronisation from RSD, ramp up values considered as schedule (DC full).

  
 CE/SLPC 4/12/19



24

**ANNEXURE II: STPP backdown and schedules data for the month of NOVEMBER 2019**

Date	Final availability	Back down in MU	Scheduled Energy
01-11-2019	27.144000	15.841750	11.302250
02-11-2019	27.144000	16.308750	10.835250
03-11-2019	27.144000	16.882750	10.261250
04-11-2019	27.144000	15.898500	11.245500
05-11-2019	27.144000	16.051250	11.092750
06-11-2019	27.144000	13.644000	13.500000
07-11-2019	27.144000	15.388875	11.755125
08-11-2019	27.144000	14.176500	12.967500
09-11-2019	27.144000	16.198250	10.945750
10-11-2019	27.144000	16.640500	10.503500
11-11-2019	27.144000	15.753375	11.390625
12-11-2019	27.144000	12.675750	14.468250
13-11-2019	27.144000	1.965250	25.178750
14-11-2019	27.144000	0.060750	27.083250
15-11-2019	27.144000	0.000000	27.144000
16-11-2019	27.144000	1.498750	25.645250
17-11-2019	27.144000	1.615000	25.529000
18-11-2019	27.144000	0.543000	26.601000
19-11-2019	27.144000	0.327500	26.816500
20-11-2019	27.144000	0.000000	27.144000
21-11-2019	27.144000	0.905000	26.239000
22-11-2019	27.144000	2.595250	24.548750
23-11-2019	27.144000	1.331500	25.812500
24-11-2019	27.144000	3.809000	23.335000
25-11-2019	27.144000	3.681750	23.462250
26-11-2019	27.144000	4.391000	22.753000
27-11-2019	27.144000	4.297250	22.846750
28-11-2019	27.144000	3.214750	23.929250
29-11-2019	27.144000	1.615000	25.529000
30-11-2019	27.144000	3.310750	23.833250
Total	814.320000	220.621750	593.698250

1) STPP-U2 was under Reserve shutdown from 00:00Hrs of 01.11.2019 to 20:23Hrs of 12.11.2019.

*Handwritten signature*  
CE/SLDc 9/15



O/o. GM(E&M) STPP  
I.W.No. 291  
Date 22/2/2020

17

**TRANSMISSION CORPORATION OF TELANAGANA LIMITED**  
Website: transco.telangana.gov.in CIN: U40102TG2014SGC094248

From  
The Chief Engineer  
SLDC, Vidyut Soudha,  
Hyderabad.

To  
The General Manager  
2X600 MW Singareni Thermal Power  
Project, Jaipur (V&M),  
Mancherial Dist.-504216

O/o. Chief of O&M STP  
I.W.No. 290  
Date 24/02/2020

Lr. No. CE/SLDC/SEPP/DE-PPIg-II & MO/F. Singareni D.No. 168/19 dt. 08.02.2020.

Sir,

Sub:- SLDC- Backing down Quantity data of 2X600MW Singareni Unit I&II for the months of December -2019 -Communicated-Reg.

\*\*\*\*\*

The backing down details of 2X600MW Singareni Unit I&II generator for the months of December -2019 are herewith enclosed as Annexure-I.

Yours faithfully,

*[Signature]*  
Chief Engineer /SLDC (I/C) (3/10)

Copy to:  
The Chief Engineer /Commercial,  
TSPCC, Vidyut Soudha,  
Hyderabad.

Copy to:  
The Director (E & M)  
M/s Singareni Collieries Co.Ltd  
Red Hills, Singareni Bhavan,  
P.O Box-18, Lakdi ka pool,  
Hyderabad.

Copy to:  
DE (T) to Director (Projects & Grid Operation)/TSTRANSCO } information.

→ Chief (O&M) / 50  
*[Signature]*  
22/02/2020

For favor of  
Copy to  
1. DGM (CE&M)  
2. o/c  
*[Signature]*

**ANNEXURE I:STPP backdown and shedules data for the month of DECEMBER 2019**

Date	Final availability	Back down in MU	Scheduled Energy
01-12-2019	27.144000	2.127500	25.016500
02-12-2019	22.532125	1.828750	20.705375
03-12-2019	13.572000	0.888250	12.683750
04-12-2019	22.563625	2.592375	19.971250
05-12-2019	27.144000	3.636000	23.508000
06-12-2019	27.144000	1.378000	25.766000
07-12-2019	27.144000	2.745500	24.398500
08-12-2019	27.144000	2.099500	25.044500
09-12-2019	27.144000	1.871000	25.273000
10-12-2019	27.144000	0.327500	26.816500
11-12-2019	27.144000	0.000000	27.144000
12-12-2019	27.144000	0.000000	27.144000
13-12-2019	27.144000	0.000000	27.144000
14-12-2019	27.144000	0.000000	27.144000
15-12-2019	27.144000	0.000000	27.144000
16-12-2019	13.935125	0.000000	13.935125
17-12-2019	13.572000	0.000000	13.572000
18-12-2019	24.348125	0.000000	24.348125
19-12-2019	27.144000	0.000000	27.144000
20-12-2019	27.144000	0.000000	27.144000
21-12-2019	27.144000	0.000000	27.144000
22-12-2019	27.144000	0.000000	27.144000
23-12-2019	27.144000	0.859750	26.284250
24-12-2019	27.144000	0.000000	27.144000
25-12-2019	27.144000	0.000000	27.144000
26-12-2019	27.144000	0.000000	27.144000
27-12-2019	27.144000	0.220000	26.924000
28-12-2019	27.144000	1.553000	25.591000
29-12-2019	27.144000	1.211250	25.932750
30-12-2019	27.144000	1.453500	25.690500
31-12-2019	27.144000	0.649000	26.495000
<b>Total</b>	<b>789.123000</b>	<b>25.438875</b>	<b>763.684125</b>

CE/SLDC (41)



**TRANSMISSION CORPORATION OF TELANAGANA LIMITED**  
Website: transco.telangana.gov.in CIN: U40102TG2014SGC094248

**From**  
The Chief Engineer  
SLDC, Vidyut Soudha,  
Hyderabad.

**To**  
The General Manager  
2X600 MW Singareni Thermal Power  
Project ,Jalpur (V&M),  
Mancherial Dist.-504216

Lr. No. CE/SLDC/SEPP/DE-PPIg-II & MO/F. Singareni D.No.17419 dt.24.02.2020.

Sir,

Sub:- SLDC- Backing down Quantity data of 2X600MW Singareni Unit I&II for the  
months of January -2020 -Communicated-Reg.

\*\*\*\*\*

The backing down details of 2X600MW Singareni Unit I&II generator for the  
months of January-2020 are herewith enclosed as Annexure-I.

Yours faithfully,

*[Signature]*  
Chief Engineer /SLDC (I/C)

Copy to:  
The Chief Engineer /Commercial,  
TSPCC, Vidyut Soudha,  
Hyderabad.

Copy to:  
The Director (E & M)  
M/s Singareni Collieries Co.Ltd  
Red Hills, Singareni Bhavan,  
P.O Box-18, Lakdi ka pool,  
Hyderabad-500004.

Copy to:  
DE (T) to Director (Projects & Grid Operation)/TSTRANSCO } For favor of information.

O/o. Dir. (E&M)

In Ward No.	—
DATE.	5/3/20

*[Handwritten signatures and dates]*  
14/3

**ANNEXURE I: STPP backdown and schedules data for the month of JANUARY 2020**

Date	Final availability	Back down in MU	Scheduled Energy
01-01-2020	27.144000	1.711750	25.432250
02-01-2020	17.922250	1.679750	16.242500
03-01-2020	13.572000	0.708875	12.863125
04-01-2020	13.572000	0.048000	13.524000
05-01-2020	13.572000	0.000000	13.572000
06-01-2020	16.567125	0.262000	16.305125
07-01-2020	27.144000	0.000000	27.144000
08-01-2020	27.144000	0.000000	27.144000
09-01-2020	27.144000	1.494000	25.650000
10-01-2020	27.144000	0.715500	26.428500
11-01-2020	27.144000	0.000000	27.144000
12-01-2020	27.144000	0.097500	27.046500
13-01-2020	27.144000	0.000750	27.143250
14-01-2020	27.144000	1.534250	25.609750
15-01-2020	27.144000	1.453500	25.690500
16-01-2020	27.144000	0.000000	27.144000
17-01-2020	27.144000	1.048250	26.095750
18-01-2020	27.144000	1.488000	25.656000
19-01-2020	27.144000	1.887750	25.256250
20-01-2020	27.144000	1.698000	25.446000
21-01-2020	27.144000	1.372750	25.771250
22-01-2020	26.894500	1.211250	25.683250
23-01-2020	27.144000	0.969000	26.175000
24-01-2020	27.144000	0.969000	26.175000
25-01-2020	27.144000	1.049750	26.094250
26-01-2020	27.144000	0.262000	26.882000
27-01-2020	27.144000	0.404250	26.739750
28-01-2020	27.144000	0.807500	26.336500
29-01-2020	27.144000	0.000000	27.144000
30-01-2020	27.144000	0.407250	26.736750
31-01-2020	27.144000	0.646000	26.498000
<b>Total</b>	<b>780.699875</b>	<b>23.926625</b>	<b>756.773250</b>

*[Signature]*  
 CE/SLDC (J/c) (10/10)



O/o. GM(E&M) STPP  
I.W.No. 210  
Date 15.04.20

O/o. Chief of O&M STPP  
I.W.No. 523  
Date 12/4/2020

**TRANSMISSION CORPORATION OF TELANGANA LIMITED**  
Website: transco.telangana.gov.in CIN: U40102TG2014SGC094248

**From**  
The Chief Engineer  
SLDC, Vidyut Soudha,  
Hyderabad.

**To**  
The General Manager  
2X600 MW Singareni Thermal Power  
Project, Jalpur (V&M),  
Mancherial Dist.-504216

Lr. No. CE/SLDC/SEPP/DE-PPIg-II & MO/F. Singareni D.No. 134/19 dt. 12.03.2020.

Sir,

Sub:- SLDC- Backing down Quantity data of 2X600MW Singareni Unit I&II for the months of February -2020 -Communicated-Reg.

\*\*\*\*\*

The backing down details of 2X600MW Singareni Unit I&II generator for the months of February-2020 are herewith enclosed as Annexure-I,

Yours faithfully,

*[Signature]*  
Chief Engineer /SLDC (I/C)

Copy to:  
The Chief Engineer /Commercial,  
TSPCC, Vidyut Soudha,  
Hyderabad.

Copy to:  
The Director (E & M)  
M/s Singareni Collieries Co.Ltd  
Red Hills, Singareni Bhavan,  
P.O Box-18, Lakdi ka pool,  
Hyderabad.

Copy to:  
DE (T) to Director (Grid Operation)/TSTRANSCO

For favor of information.

*Chief Comm / SO*  
*16/4/2020*  
*[Signature]*  
*[Signature]*  
*[Signature]*

**ANNEXURE I:STPP backdown and shedules data for the month of February-2020**

Date	Final avallablilty	Back down In MU	Scheduled Energy
01-02-2020	27.144000	0.000000	27.144000
02-02-2020	27.144000	0.000000	27.144000
03-02-2020	27.144000	0.000000	27.144000
04-02-2020	27.144000	0.000000	27.144000
05-02-2020	27.144000	0.000000	27.144000
06-02-2020	27.144000	0.000000	27.144000
07-02-2020	27.144000	0.000000	27.144000
08-02-2020	27.144000	0.000000	27.144000
09-02-2020	27.144000	1.371500	25.772500
10-02-2020	27.144000	0.000000	27.144000
11-02-2020	27.144000	0.000000	27.144000
12-02-2020	27.144000	0.000000	27.144000
13-02-2020	27.144000	0.000000	27.144000
14-02-2020	27.144000	0.000000	27.144000
15-02-2020	27.144000	0.000000	27.144000
16-02-2020	27.144000	0.000000	27.144000
17-02-2020	27.144000	0.000000	27.144000
18-02-2020	27.144000	0.000000	27.144000
19-02-2020	27.144000	0.000000	27.144000
20-02-2020	27.144000	0.000000	27.144000
21-02-2020	27.144000	0.000000	27.144000
22-02-2020	27.144000	0.000000	27.144000
23-02-2020	27.144000	0.000000	27.144000
24-02-2020	27.144000	0.064000	27.080000
25-02-2020	27.144000	0.000000	27.144000
26-02-2020	27.144000	0.000000	27.144000
27-02-2020	27.144000	0.000000	27.144000
28-02-2020	27.144000	0.000000	27.144000
29-02-2020	27.144000	0.000000	27.144000
Total	787.176000	1.435500	785.740500

P  
CE/SLDC (MC) (11/12) (11/12)

O/o. Chief of O&M STPP  
I.W.No. 703  
Date 25/05/2020



**TRANSMISSION CORPORATION OF TELANAGANA LIMITED**  
Website: transco.telangana.gov.in CIN: U40102TG2014SGC094248

**From**  
The Chief Engineer  
SLDC, Vidyut Soudha,  
Hyderabad.

**To**  
The General Manager  
2X600 MW Singareni Thermal Power  
Project, Jaipur (V&M),  
Mancherial Dist.-504216

O/o. GM(E&M) STPP  
I.W.No. 320  
22/05/20

**Lr. No. CE/SLDC/SEPP/DE-MO&PP-II/F. Singareni D.No. 120 dt. 21.04.2020**

Sir,

Sub:- SLDC- Backing down Quantity data of 2X600MW Singareni Unit I&II for the months of March -2020 -Communicated-Reg.

\*\*\*\*\*

The backing down details of 2X600MW Singareni Unit I&II generator for the months of March-2020 are herewith enclosed as Annexure-I.

Yours faithfully,

*[Handwritten signature]*

*[Handwritten signature]*  
21/5  
Chief Engineer /SLDC (I/C)

Copy to:  
The Executive Director /Commercial,  
TSPCC, Vidyut Soudha,  
Hyderabad.

Copy to:  
The Director (E & M)  
M/s Singareni Collieries Co.Ltd  
Red Hills, Singareni Bhavan,  
P.O Box-18, Lakdi ka pool,  
Hyderabad.

*[Handwritten signature]*  
22/05/2020

Copy submitted to:  
Director (Grid Operation)/TSTRANSCO For favor of information.

*[Handwritten signature]*  
22/05/20



**ANNEXURE I:STPP backdown and shedules data for  
the month of March 2020**

Date	Final availability	Back down in MU	Scheduled Energy
01-03-2020	27.144000	0.000000	27.144000
02-03-2020	27.144000	0.000000	27.144000
03-03-2020	27.144000	0.000000	27.144000
04-03-2020	27.144000	0.000000	27.144000
05-03-2020	27.144000	0.000000	27.144000
06-03-2020	27.144000	0.000000	27.144000
07-03-2020	27.144000	0.000000	27.144000
08-03-2020	27.144000	0.036250	27.107750
09-03-2020	27.144000	0.060750	27.083250
10-03-2020	27.144000	0.024500	27.119500
11-03-2020	27.144000	0.000000	27.144000
12-03-2020	14.731625	0.000000	14.731625
13-03-2020	13.572000	0.000000	13.572000
14-03-2020	22.796500	0.000000	22.796500
15-03-2020	27.144000	0.000000	27.144000
16-03-2020	27.144000	0.000000	27.144000
17-03-2020	27.144000	0.000000	27.144000
18-03-2020	27.144000	0.000000	27.144000
19-03-2020	27.144000	0.000000	27.144000
20-03-2020	27.144000	0.000000	27.144000
21-03-2020	27.144000	0.000000	27.144000
22-03-2020	27.144000	0.393000	26.751000
23-03-2020	27.144000	0.101250	27.042750
24-03-2020	27.144000	0.131000	27.013000
25-03-2020	27.144000	0.101250	27.042750
26-03-2020	27.144000	0.864000	26.280000
27-03-2020	14.138875	0.000000	14.138875
28-03-2020	20.053875	0.000000	20.053875
29-03-2020	14.127750	0.000000	14.127750
30-03-2020	26.587750	0.000000	26.587750
31-03-2020	27.144000	0.000000	27.144000
<b>Total</b>	<b>777.464375</b>	<b>1.712000</b>	<b>775.752375</b>

*P. S. S. S. S.*  
CE/SLDC (2/c)



Sl. No. 80  
I.W. No.  
Date: 04/06/20

33

**TRANSMISSION CORPORATION OF TELANGANA LIMITED**  
Website: transco.telangana.gov.in CIN: U40102TG2014SGC094248

**From**  
The Chief Engineer  
SLDC, Vidyut Soudha,  
Hyderabad.

**To**  
The General Manager  
2X600 MW Singareni Thermal Power  
Project, Jaipur (V&M),  
Mancherial Dist.-504216

Lr. No. CE/SLDC/SEPP/DE-MO&PP-II/F. Singareni D.No. 15720 dt. 23.05.2020.

Sir,

Sub:- SLDC- Backing down Quantity data of 2X600MW Singareni Unit I&II for the months of April -2020 -Communicated-Reg.

\*\*\*\*\*

The backing down details of 2X600MW Singareni Unit I&II generator for the months of April-2020 are herewith enclosed as Annexure-I.

Yours faithfully,

*[Signature]*  
Chief Engineer /SLDC (I/C) (710)

Copy to:  
The Executive Director /Commercial,  
TSPCC, Vidyut Soudha,  
Hyderabad.

Copy to:  
The Director (E & M)  
M/s Singareni Collieries Co.Ltd  
Red Hills, Singareni Bhavan,  
P.O Box-18, Lakdi ka pool,  
Hyderabad.

Copy submitted to:  
Director (Grid Operation)/TSTRANSCO For favor of information. }

*ch et (okm) / 50 / 04/06/20*  
*[Signature]*  
04/06/20

**ANNEXURE I:STPP backdown and Schedules data for the month of April 2020**

Date	Final availability	Back down in MU	Scheduled Energy
01-04-2020	27.144000	0.000000	27.144000
02-04-2020	27.144000	0.040500	27.103500
03-04-2020	27.144000	0.081000	27.063000
04-04-2020	27.144000	0.000000	27.144000
05-04-2020	27.144000	0.117250	27.026750
06-04-2020	27.144000	0.040500	27.103500
07-04-2020	27.144000	1.271500	25.872500
08-04-2020	27.144000	1.600000	25.544000
09-04-2020	27.144000	1.906000	25.238000
10-04-2020	27.144000	2.018750	25.125250
11-04-2020	27.144000	1.453500	25.690500
12-04-2020	27.144000	0.000000	27.144000
13-04-2020	27.144000	0.969000	26.175000
14-04-2020	27.144000	1.615000	25.529000
15-04-2020	27.144000	2.178500	24.965500
16-04-2020	24.441250	2.000750	22.440500
17-04-2020	13.572000	0.928625	12.643375
18-04-2020	14.267250	1.745000	12.522250
19-04-2020	27.144000	15.469625	11.674375
20-04-2020	27.144000	14.887250	12.256750
21-04-2020	27.144000	14.985125	12.158875
22-04-2020	27.144000	14.702500	12.441500
23-04-2020	27.144000	14.742875	12.401125
24-04-2020	27.144000	14.815250	12.328750
25-04-2020	27.144000	15.124875	12.019125
26-04-2020	27.144000	14.989875	12.154125
27-04-2020	27.144000	15.711875	11.432125
28-04-2020	27.144000	15.510000	11.634000
29-04-2020	27.144000	16.317500	10.826500
30-04-2020	27.144000	14.904375	12.239625
<b>Total</b>	<b>785.168500</b>	<b>200.127000</b>	<b>585.041500</b>

Note:STPP-U1 under RSD from 17:15Hrs of 18.04.2020 to 24:00Hrs of 30.04.2020 and continued.

*Handwritten signature*  
CE/sloc (2/6) (4/0)



O/o. GM(E&M) STPP  
No. 485  
24.08.20  
35

**TRANSMISSION CORPORATION OF TELANGANA LIMITED**  
Website: transco.telangana.gov.in CIN: U40102TG2014SGC094248

**From** The Chief Engineer  
SLDC, Vidyut Soudha,  
Hyderabad.

**To** The General Manager  
2X600 MW Singareni Thermal Power  
Project, Jaipur (V&M),  
Mancherla Dist.-504216

Lr. No. CE/SLDC/SEPP/DE-MO&PP-II/F. Singareni D.No. 36/20 dt. 04.08.2020.

Sir,

Sub:- SLDC- Backing down Quantity data of 2X600MW Singareni Unit I&II for the month of May -2020 -Communicated-Reg.


Ref:- U.No.FA&CCA/TSPCC/Dy.CCA/SAO/(PP&S)/AO/JAO/D.No.69/20.dt.08.07.2020

\*\*\*\*\*

The backing down details of 2X600MW Singareni Unit I&II generator for the month of May-2020 are herewith enclosed as Annexure-I.

Encl: Annexure-I

Yours faithfully,

  
Chief Engineer /SLDC

Copy to:

The Executive Director /Commercial,  
TSPCC, Vidyut Soudha, Hyderabad.

Copy submitted to:

Director (Grid Operation)/TSTRANSCO } For favor of information.

Copy to:

The Director (E & M)

M/s Singareni Collieries Co.Ltd

Red Hills, Singareni Bhavan,

P.O Box-18, Lakdi ka pool, Hyderabad.

Copy to Financial Advisor & Chief controller of Accounts /TSPCC/VS/Hyd.

*GM/STPP*  
*Director (E&M)*  
*Chief (G&O) /DGR (R&C)*  
*29/08/2020*

**ANNEXURE I:STPP backdown and shedules data for the month of May 2020**

Date	Final availablilty	Back down in MU	Scheduled Energy
01-05-2020	27.144000	15.437250	11.706750
02-05-2020	27.144000	16.107625	11.036375
03-05-2020	27.144000	14.904375	12.239625
04-05-2020	27.144000	14.904375	12.239625
05-05-2020	27.144000	14.944750	12.199250
06-05-2020	27.144000	14.835375	12.308625
07-05-2020	27.144000	11.258250	15.885750
08-05-2020	25.349250	1.972250	23.377000
09-05-2020	27.144000	1.989750	25.154250
10-05-2020	27.144000	3.472250	23.671750
11-05-2020	27.144000	4.203750	22.940250
12-05-2020	27.144000	3.714500	23.429500
13-05-2020	27.144000	2.987750	24.156250
14-05-2020	27.144000	2.261000	24.883000
15-05-2020	27.144000	2.504750	24.639250
16-05-2020	27.144000	2.823500	24.320500
17-05-2020	27.144000	5.013500	22.130500
18-05-2020	27.144000	2.875000	24.269000
19-05-2020	27.144000	2.341750	24.802250
20-05-2020	27.144000	2.422500	24.721500
21-05-2020	27.144000	2.824750	24.319250
22-05-2020	27.144000	2.503250	24.640750
23-05-2020	27.144000	2.664750	24.479250
24-05-2020	27.144000	2.422500	24.721500
25-05-2020	27.144000	2.484250	24.659750
26-05-2020	27.144000	2.747500	24.396500
27-05-2020	27.144000	2.846750	24.297250
28-05-2020	27.144000	2.261000	24.883000
29-05-2020	27.144000	1.998750	25.145250
30-05-2020	27.144000	4.860750	22.283250
31-05-2020	27.144000	8.155500	18.988500
<b>Total</b>	<b>839.669250</b>	<b>176.744000</b>	<b>662.925250</b>

Note:STPP-U1 under RSD availablilty from 21:45Hrs of 18.04.2020 to 24:00Hrs of 30.04.2020 and continued to till 07.05.2020 at 12.53Hrs(syn time).  
 2)STPP-U1 tripped on BFP problem on 08.05.20 at 05:09Hrs and syn at 07:16Hrs.  
 3)STPP-U2 H/T on 31.05.2020 at 16:50Hrs (OMW)and kept on RSD and continued..  
 4)STPP-U1 H/T and RSD instruction given by SLDC at 21:24Hrs on 31.05.2020 and ramping down to OMW at 03:37Hrs on 01.06.2020.

*[Signature]*  
 CE/SLDC 6/12



I.W.No. 285  
Date 14/09/20

37

**TRANSMISSION CORPORATION OF TELANGANA LIMITED**  
Website: transco.telangana.gov.in CIN: U40102TG2014SGC094248

From  
The Chief Engineer  
SLDC, Vidyut Soudha,  
Hyderabad.

To  
The General Manager  
2X600 MW Singareni Thermal Power  
Project, Jaipur (V&M),  
Mancherial Dist.-504216

Lr. No. CE/SLDC/SEPP/DE-MO&PP-II /F. Singareni D.No.H1/20 dt.08.09.2020.

Sir,

Sub:- SLDC- Backing down Quantity data of 2X600MW Singareni Unit I&II for the month of June -2020 -Communicated-Reg.

\*\*\*\*\*

The backing down details of 2X600MW Singareni Unit I&II generator for the month of June-2020 is herewith enclosed as Annexure-I.

Encl: Annexure-I

Yours faithfully,

Chief Engineer /SLDC

5/10

Copy to:  
The Executive Director /Commercial,  
TSPCC, Vidyut Soudha, Hyderabad.

Copy submitted to:  
Director (Grid Operation)/TSTRANSCO } For favor of information.

Copy to:  
The Director (E & M)  
M/s Singareni Collieries Co.Ltd  
Red Hills, Singareni Bhavan,  
P.O Box-18, Lakdi ka pool, Hyderabad.  
Copy to Financial Advisor & Chief controller of Accounts /TSPCC/VS/Hyd.

Chief (SLDC) / (GR (PLA))  
Gen (SLDC) / (SO)  
15/09/2020

**ANNEXURE I:STPP backdown and schedules data for the month of June 2020**

Date	Final availability	Back down in MU	Scheduled Energy
01-06-2020	27.144000	26.038000	1.106000
02-06-2020	27.144000	27.144000	0.000000
03-06-2020	27.144000	27.144000	0.000000
04-06-2020	27.144000	27.144000	0.000000
05-06-2020	27.144000	27.144000	0.000000
06-06-2020	27.144000	27.144000	0.000000
07-06-2020	27.144000	27.144000	0.000000
08-06-2020	27.144000	27.144000	0.000000
09-06-2020	27.144000	27.144000	0.000000
10-06-2020	27.144000	27.144000	0.000000
11-06-2020	27.144000	27.144000	0.000000
12-06-2020	27.144000	27.144000	0.000000
13-06-2020	27.144000	27.144000	0.000000
14-06-2020	27.144000	27.144000	0.000000
15-06-2020	27.144000	27.144000	0.000000
16-06-2020	27.144000	27.144000	0.000000
17-06-2020	27.144000	27.144000	0.000000
18-06-2020	27.144000	27.144000	0.000000
19-06-2020	27.144000	27.144000	0.000000
20-06-2020	27.144000	27.144000	0.000000
21-06-2020	27.144000	27.144000	0.000000
22-06-2020	27.144000	27.144000	0.000000
23-06-2020	27.144000	27.144000	0.000000
24-06-2020	27.144000	27.144000	0.000000
25-06-2020	27.144000	27.144000	0.000000
26-06-2020	27.144000	27.144000	0.000000
27-06-2020	27.144000	17.702919	9.441081
28-06-2020	27.144000	16.811125	10.332875
29-06-2020	27.144000	15.831875	11.312125
30-06-2020	27.144000	15.226250	11.917750
<b>Total</b>	<b>814.320000</b>	<b>770.210169</b>	<b>44.109831</b>

**Note:**  
 1)STPP-U2 H/T on 31.05.2020 at 16:50Hrs (0MW)and kept on RSD. Synchronised at 01:28Hrs on 27-06.2020.  
 2)STPP-U1 H/T and RSD instruction given by SLDC at 21:24Hrs on 31.05.2020 and ramping down to 0MW at 03:37Hrs on 01.06.2020 and RSD continued to 24:00Hrs of 30.06.2020 and converted to Annual overhaul fom 00:00Hrs on 01.07.2020.

*[Signature]*  
 919  
 CE/SLDC



**TRANSMISSION CORPORATION OF TELANGANA LIMITED**  
Website:www.tstransco.in CIN: U40102TG2014SGC094248

**From**  
The Chief Engineer  
SLDC, Vidyut Soudha,  
Hyderabad.

**To**  
The General Manager  
2X600 MW Singareni Thermal Power  
Project ,Jaipur (V&M),  
Mancherla Dist.-504216.

Lr. No. CE-SLDC/SE-SLDC/DE-MO&PP-II /F. Singareni , D.No. 60 /20 dt. 20.10.2020.

Sir,

Sub:- SLDC- Backing down Quantity data of 2X600MW Singareni Unit I&II for the month of July -2020 -Communicated-Reg.

\*\*\*\*\*

The backing down details of 2X600MW Singareni Unit I&II generator for the month of July-2020 is herewith enclosed as Annexure-I.

Encl: Annexure-I

Yours faithfully,

*[Signature]*  
19/10  
Chief Engineer /SLDC 6/12

Copy submitted to:

- 1) The Director (Grid Operation)/TSTRANSCO } For favor of information

Copy to:

- 1) The Executive Director /Commercial,  
TSPCC, Vidyut Soudha, Hyderabad.
- 2) The Director (E & M)  
M/s Singareni Collieries Co.Ltd,  
Red Hills, Singareni Bhavan,  
P.O Box-18, Lakdi ka pool, Hyderabad.
- 3) Financial Advisor & Chief controller of Accounts /TSPCC/VS/Hyd.



**ANNEXURE I:STPP backdown and shedules data for the month of July 2020**

Date	Final availability	Back down In MU	Scheduled Energy
01-07-2020	14.751375	1.179375	13.572000
02-07-2020	13.572000	0.032000	13.540000
03-07-2020	13.572000	0.000000	13.572000
04-07-2020	13.572000	0.000000	13.572000
05-07-2020	13.572000	1.833250	11.738750
06-07-2020	13.572000	1.190250	12.381750
07-07-2020	13.572000	0.164625	13.407375
08-07-2020	13.572000	0.115500	13.456500
09-07-2020	13.572000	0.032000	13.540000
10-07-2020	13.572000	0.072000	13.500000
11-07-2020	10.551500	0.065500	10.486000
12-07-2020	1.007625	0.000000	1.007625
13-07-2020	13.572000	0.213375	13.358625
14-07-2020	13.572000	0.065500	13.506500
15-07-2020	13.572000	0.336250	13.235750
16-07-2020	13.572000	0.367500	13.204500
17-07-2020	13.572000	0.032000	13.540000
18-07-2020	13.572000	0.000000	13.572000
19-07-2020	13.572000	0.855875	12.716125
20-07-2020	13.572000	2.666625	10.905375
21-07-2020	13.572000	1.987875	11.584125
22-07-2020	13.572000	0.192375	13.379625
23-07-2020	13.572000	1.235125	12.336875
24-07-2020	5.521875	0.000000	5.521875
25-07-2020	1.699375	0.000000	1.699375
26-07-2020	13.572000	1.642625	11.929375
27-07-2020	13.572000	0.000000	13.572000
28-07-2020	13.572000	0.057125	13.514875
29-07-2020	13.572000	2.254875	11.317125
30-07-2020	13.572000	0.115500	13.456500
31-07-2020	25.399125	3.303860	22.095265
<b>Total</b>	<b>398.230875</b>	<b>20.010985</b>	<b>378.219890</b>

**Note:** 1)STPP-U1 H/T and RSD instruction given by SLDC at 21:24Hrs on 31.05.2020 and ramping down to OMW at 03:37Hrs on 01.06.2020 and RSD continued to 24:00Hrs of 30.06.2020 and converted to Annual overhaul fom 00:00Hrs on 01.07.2020 and Synchronised at 00:58Hrs on 31.07.2020.

2) STPP-U2 Hand Tripped due to BTL at 18:48Hrs on 11.07.2020 and synchronised at 20:54Hrs on 12.07.2020.

3) STPP-U2 Hand Tripped due to BTL at 10:18Hrs on 24.07.2020 and synchronised at 19:53Hrs on 25.07.2020.

*[Signature]*  
CE/SLDC 19/10/20



O/o. GM(E&M) STPP  
I.W.No. 1066  
Date. 16/11/20

(4)

**TRANSMISSION CORPORATION OF TELANAGANA LIMITED**  
Website: www.tstransco.in CIN: U40102TG2014SGC094248

From  
The Chief Engineer  
SLDC, Vidyut Soudha,  
Hyderabad.

To  
The General Manager  
2X600 MW Singareni Thermal Power  
Project, Jaipur (V&M),  
Mancherial Dist.-504216.

Lr. No. CE-SLDC/SE-SLDC/DE-MO&PP-II /F. Singareni, D.No. 65/20 dt. 10.11.2020.

Sir,


Sub:- SLDC- Backing down Quantity data of 2X600MW Singareni Unit I&II for the month of August -2020 -Communicated-Reg.

\*\*\*\*\*

The backing down details of 2X600MW Singareni Unit I&II generator for the month of August-2020 is herewith enclosed as Annexure-I.

Encl: Annexure-I

Yours faithfully,

  
20/11  
Chief Engineer /SLDC

Copy submitted to:


1) The Director (Grid Operation)/TSTRANSCO } For favor of information

Copy to:

1) The Executive Director /Commercial,  
TSPCC, Vidyut Soudha, Hyderabad.

2) The Director (E & M)  
M/s Singareni Collieries Co.Ltd,  
Red Hills, Singareni Bhavan,  
P.O Box-18, Lakdi ka pool, Hyderabad.

3) Financial Advisor & Chief controller of Accounts /TSPCC/MS/Hyd

  
Chief (ex)/Dard(R&C)/SO  
17/11/20

P.T.O


**ANNEXURE-I**

**BACKDOWN AND SCHEDULE ENERGY OF STPP FOR THE MONTH OF AUGUST-2020**

DATE	FINAL AVAILABILITY (MU)	SCHEDULE (MU)	BACK DOWN (MU)
01-08-2020	27.144	27.043	0.101
02-08-2020	27.144	25.527	1.617
03-08-2020	27.144	25.032	2.113
04-08-2020	25.593	22.322	3.271
05-08-2020	3.895	3.895	0.000
06-08-2020	9.438	9.278	0.160
07-08-2020	13.926	13.926	0.000
08-08-2020	26.833	26.772	0.061
09-08-2020	27.144	27.027	0.117
10-08-2020	27.144	20.541	6.603
11-08-2020	27.144	22.943	4.201
12-08-2020	27.144	27.013	0.131
13-08-2020	27.144	21.759	5.386
14-08-2020	27.144	24.962	2.183
15-08-2020	27.144	15.340	11.805
16-08-2020	27.144	9.696	17.448
17-08-2020	27.144	10.712	16.432
18-08-2020	27.144	11.598	15.547
19-08-2020	27.144	11.448	15.696
20-08-2020	27.144	11.230	15.915
21-08-2020	27.144	12.788	14.356
22-08-2020	27.144	12.207	14.937
23-08-2020	27.144	13.221	13.923
24-08-2020	27.144	26.281	0.863
25-08-2020	27.144	27.144	0.000
26-08-2020	27.144	27.144	0.000
27-08-2020	27.144	24.635	2.509
28-08-2020	27.144	22.534	4.610
29-08-2020	27.144	25.239	1.906
30-08-2020	27.144	25.464	1.680
31-08-2020	27.144	27.144	0.000
<b>TOTAL</b>	<b>785.427</b>	<b>611.859</b>	<b>173.568</b>

**NOTE:**

- 1) STPP-U1 Hand Tripped due to BTL at 21:58 Hrs on 04.08.2020 and Synchronised at 06:09 Hrs on 06.08.2020
- 2) STPP-U2 Hand Tripped due to BTL at 07:46 Hrs on 05.08.2020 and Synchronised at 21:58 Hrs on 07.08.2020
- 3) STPP-U2 Hand Tripped & Kept in RSD at 10:57 Hrs on 15.08.2020 and Synchronised at 20:04 Hrs on 23.08.2020

  
 CE/SLDC<sup>10/11</sup>



O/o. GM(E&M) STPP  
i.W.No. 1503  
Date 03/11/20

43

**TRANSMISSION CORPORATION OF TELANAGANA LIMITED**  
Website: www.tstransco.in CIN: U40102TG2014SGC094248

From  
The Chief Engineer  
SLDC, Vidyut Soudha,  
Hyderabad.

To  
The General Manager  
2X600 MW Singareni Thermal Power  
Project, Jaipur (V&M),  
Mancherial Dist.-504216.

Lr. No. CE-SLDC/SE-SLDC/DE-MO&PP-II /F. Singareni, D.No. 69/20 dt. 26.11.2020.

Sir,


Sub:- SLDC- Backing down Quantity data of 2X600MW Singareni Unit I&II for the month of September -2020 -Communicated-Reg.

\*\*\*\*\*

The backing down details of 2X600MW Singareni Unit I&II generator for the month of September -2020 is herewith enclosed as Annexure-I.

Encl: Annexure-I

Yours faithfully,

  
Chief Engineer /SLDC

Copy submitted to:

- 1) The Director (Grid Operation)/TSTRANSCO } For favor of information

Copy to:

- 1) The Executive Director /Commercial,  
TSPCC, Vidyut Soudha, Hyderabad.
- 2) The Director (E & M)  
M/s Singareni Collieries Co.Ltd,  
Red Hills, Singareni Bhavan,  
P.O Box-18, Lakdi ka pool, Hyderabad.

- 3) Financial Advisor & Chief controller of Accounts /TSPCC/VS/Hyd.

*Chief GM / DGM (R&C)*  
*03/11/2020*

**ANNEXURE-I**

<b>BACKDOWN AND SCHEDULE ENERGY OF STPP FOR THE MONTH OF SEPTEMBER-2020</b>			
<b>DATE</b>	<b>FINAL AVAILABILITY (MU)</b>	<b>SCHEDULE (MU)</b>	<b>BACK DOWN (MU)</b>
01-09-2020	27.144	27.063	0.081
02-09-2020	20.941	20.497	0.444
03-09-2020	27.144	27.144	0.000
04-09-2020	27.144	27.144	0.000
05-09-2020	27.144	27.144	0.000
06-09-2020	27.144	27.144	0.000
07-09-2020	27.144	27.144	0.000
08-09-2020	27.144	27.083	0.061
09-09-2020	27.144	27.121	0.023
10-09-2020	27.144	26.363	0.781
11-09-2020	27.144	24.732	2.413
12-09-2020	27.144	24.073	3.071
13-09-2020	20.748	15.716	5.032
14-09-2020	21.324	11.706	9.618
15-09-2020	27.144	10.987	16.157
16-09-2020	27.144	11.836	15.308
17-09-2020	27.144	12.320	14.824
18-09-2020	27.144	13.208	13.937
19-09-2020	27.144	13.425	13.719
20-09-2020	27.144	11.124	16.020
21-09-2020	27.144	11.469	15.675
22-09-2020	27.144	11.784	15.360
23-09-2020	27.144	12.158	14.986
24-09-2020	27.144	18.209	8.935
25-09-2020	27.144	26.215	0.929
26-09-2020	27.144	20.729	6.415
27-09-2020	27.144	21.683	5.461
28-09-2020	27.144	22.534	4.611
29-09-2020	27.144	25.101	2.043
30-09-2020	27.144	25.145	1.999
<b>TOTAL (MU)</b>	<b>795.901</b>	<b>607.999</b>	<b>187.903</b>

**NOTE:**

- 1) STPP-U1 Hand Tripped due to Turbine side problem at 05:49 Hrs on 02.09.2020 and Synchronised at 15:27 Hrs on 02.09.2020
- 2) STPP-U1 Hand Tripped due to Bypass pressure impulse line leakage at 13:15 Hrs on 13.09.2020 & Converted to RSD from 09:00 Hrs on 14.09.2020 and Synchronised at 13:21 Hrs on 24.09.2020

  
**CE/SLDC**



**TRANSMISSION CORPORATION OF TELANAGANA LIMITED**  
Website: www.tstransco.in CIN: U40102TG2014SGC094248

45  
O/o. GM(E&M) STPP  
I.W.No. 2086  
Date 28/12/20

From  
The Chief Engineer  
SLDC, Vidyut Soudha,  
Hyderabad.

✓ To  
The General Manager  
2X600 MW Singareni Thermal Power  
Project, Jaipur (V&M),  
Mancherial Dist.-504216.

Lr. No. CE-SLDC/SE-SLDC/DE-MO&PP-II /F. Singareni, D.No. 76/20 dt. 18.12.2020.

Sir,


Sub:- SLDC- Backing down Quantity data of 2X600MW Singareni Unit I&II for the month of October -2020 -Communicated-Reg.

\*\*\*\*\*

The backing down details of 2X600MW Singareni Unit I&II generator for the month of October -2020 is herewith enclosed as Annexure-I.

Encl: Annexure-I

Yours faithfully,

  
Chief Engineer /SLDC

Copy submitted to:

1) The Director (Grid Operation)/TSTRANSCO } For favor of information

Copy to:

1) The Executive Director /Commercial,  
TSPCC, Vidyut Soudha, Hyderabad.

2) The Director (E & M)  
M/s Singareni Collieries Co.Ltd,  
Red Hills, Singareni Bhavan,  
P.O Box-18, Lakdi ka pool, Hyderabad.

3) Financial Advisor & Chief controller of Accounts /TSPCC/VS/Hyd.

*Chief of (DESO) / DEH (R&C)*  
*30/12/20*

**ANNEXURE-I**

**BACKDOWN AND SCHEDULE ENERGY OF STPP FOR THE MONTH OF OCTOBER-2020**

DATE	FINAL AVAILABILITY (MU)	SCHEDULE (MU)	BACK DOWN (MU)
01-10-2020	27.144	24.971	2.173
02-10-2020	27.144	23.710	3.434
03-10-2020	23.751	23.751	0.000
04-10-2020	13.572	13.572	0.000
05-10-2020	21.688	21.688	0.000
06-10-2020	27.144	27.144	0.000
07-10-2020	27.144	26.556	0.588
08-10-2020	27.144	27.144	0.000
09-10-2020	27.144	27.144	0.000
10-10-2020	27.144	26.861	0.284
11-10-2020	27.144	21.586	5.558
12-10-2020	27.144	20.112	7.032
13-10-2020	27.144	20.302	6.842
14-10-2020	27.144	10.665	16.479
15-10-2020	27.144	11.252	15.892
16-10-2020	27.144	13.370	13.774
17-10-2020	27.144	18.483	8.661
18-10-2020	27.144	22.759	4.385
19-10-2020	27.144	26.854	0.290
20-10-2020	27.144	25.955	1.189
21-10-2020	27.144	23.724	3.420
22-10-2020	27.144	23.403	3.741
23-10-2020	27.144	22.797	4.348
24-10-2020	27.144	22.596	4.549
25-10-2020	27.144	20.401	6.743
26-10-2020	27.144	23.392	3.752
27-10-2020	27.144	24.594	2.550
28-10-2020	27.144	22.933	4.211
29-10-2020	27.144	24.215	2.930
30-10-2020	27.144	24.495	2.649
31-10-2020	27.144	23.368	3.776
<b>TOTAL (MU)</b>	<b>819.043</b>	<b>689.794</b>	<b>129.249</b>

**NOTE:**

- 1) STPP-U2 Tripped due to furnace pressure low at 18:08 Hrs on 03.10.2020 and Synchronised at 07:55 Hrs on 05.10.2020
- 2) STPP-U2 Hand Tripped and kept in RSD at 23:58 Hrs on 13.10.2020 and Synchronised at 11:23 Hrs on 17.10.2020

*[Signature]*  
 CE/SLDC



O.No. GM/EM/SEPP  
I.W.No. 654  
Date 02/02/21

47

**TRANSMISSION CORPORATION OF TELANGANA LIMITED**  
Website:www.tstransco.in CIN: U40102TG2014SGC094248

From  
The Chief Engineer  
SLDC, Vidyut Soudha,  
Hyderabad.

To  
The General Manager  
2X600 MW Singareni Thermal Power  
Project, Jaipur (V&M),  
Mancherial Dist.-504216.

Lr. No. CE-SLDC/SE-SLDC/DE-MO&PP-II /F.Singareni , D.No. 81 /21 dt. 25.01.2021.

Sir,

Sub: - SLDC- Backing down Quantity data of 2X600MW Singareni Unit I&II for the month of November -2020 -Communicated-Reg.

\*\*\*\*\*

The backing down details of 2X600MW Singareni Unit I&II generator for the month of November -2020 is herewith enclosed as Annexure-I.

Encl: Annexure-I

Yours faithfully,

Chief Engineer /SLDC

Copy submitted to:

The Director (Grid Operation)/TSTRANSCO - For favor of information

Copy to:

- 1) The Executive Director /Commercial,  
TSPCC, Vidyut Soudha, Hyderabad.
- 2) The Director (E & M)  
M/s Singareni Collieries Co.Ltd,  
Red Hills, Singareni Bhavan,  
P.O Box-18, Lakdi ka pool, Hyderabad.

- 3) Financial Advisor & Chief controller of Accounts /TSPCC/NS/Hyd.

Chief (GR) / DGR (R&C) / DGR (FA)  
03/02/2021



**ANNEXURE-I**

**BACKDOWN AND SCHEDULE ENERGY OF STPP FOR THE MONTH OF NOVEMBER-2020**

DATE	FINAL AVAILABILITY (MU)	SCHEDULE (MU)	BACK DOWN (MU)
01-11-2020	27.144	21.382	5.762
02-11-2020	27.144	24.087	3.058
03-11-2020	27.144	24.841	2.303
04-11-2020	27.144	25.622	1.522
05-11-2020	27.144	25.623	1.521
06-11-2020	27.144	25.173	1.972
07-11-2020	27.144	26.111	1.034
08-11-2020	27.144	23.929	3.215
09-11-2020	27.144	23.349	3.795
10-11-2020	27.144	21.856	5.288
11-11-2020	27.144	21.873	5.271
12-11-2020	27.144	24.944	2.200
13-11-2020	27.144	23.494	3.651
14-11-2020	27.144	20.532	6.612
15-11-2020	27.144	19.533	7.611
16-11-2020	27.144	22.244	4.900
17-11-2020	27.144	22.622	4.522
18-11-2020	27.144	24.443	2.701
19-11-2020	27.144	25.223	1.922
20-11-2020	27.144	25.388	1.756
21-11-2020	26.920	25.539	1.381
22-11-2020	27.144	24.210	2.934
23-11-2020	27.144	24.418	2.727
24-11-2020	26.504	23.916	2.588
25-11-2020	27.144	24.075	3.069
26-11-2020	27.144	24.071	3.073
27-11-2020	27.144	23.045	4.099
28-11-2020	27.144	22.524	4.620
29-11-2020	27.144	21.007	6.137
30-11-2020	27.144	25.365	1.779
<b>TOTAL (MU)</b>	<b>813.456</b>	<b>710.438</b>	<b>103.018</b>

  
 23/11  
 CE/SLDC/TSTRANSCO

49



**TRANSMISSION CORPORATION OF TELANGANA LIMITED**  
Website: www.tntransco.in CIN: U40102TG2014SGC094248

From  
The Chief Engineer  
SLDC, Vidyut Soudha,  
Hyderabad.

To  
The General Manager  
2X600 MW Singareni Thermal Power  
Project, Julpur (V&M),  
Mancherla Dist.-504216.

Lr. No. CE-SLDC/SE-SLDC/DE-MO&PP-I/F.Singareni, D.No. 89 /21 dt. 07.02.2021.

Sir,

Sub: - SLDC- Backing down Quantity data of 2X600MW Singareni Unit I&II for the month of December -2020 -Communicated-Reg.

\*\*\*\*\*


The backing down details of 2X600MW Singareni Unit I&II generator for the month of December -2020 is herewith enclosed as Annexure-I.

Encl: Annexure-I

Yours faithfully,

*[Signature]*  
Chief Engineer /SLDC

*O/c*  
*[Signature]*  
Copy submitted to:  
The Director (Grid Operation) /TRANSCO - For favor of information



1) The Executive Director (Commercial),  
TSPCC, Vidyut Soudha, Hyderabad.

*[Signature]*

2) The Director (E & M)  
M/s Singareni Collieries Co.Ltd,  
Red Hills, Singareni Bhavan,  
P.O Box-78, Lakdi ka pool, Hyderabad.



3) Financial Advisor & Chief controller of Accounts /TSPCC/NS/Hyd



ANNEXURE - I

BACKDOWN AND SCHEDULE ENERGY OF STPP FOR THE MONTH OF DECEMBER-2020

DATE	FINAL AVAILABILITY (MU)	SCHEDULE (MU)	BACK DOWN (MU)
01-12-2020	27.144	25.324	1.821
02-12-2020	27.144	26.191	0.945
03-12-2020	27.144	25.545	1.599
04-12-2020	27.144	26.013	1.131
05-12-2020	27.144	27.144	0.000
06-12-2020	27.144	26.359	0.785
07-12-2020	27.144	25.544	1.600
08-12-2020	27.144	27.144	0.000
09-12-2020	27.144	27.144	0.000
10-12-2020	27.144	26.652	0.493
11-12-2020	27.144	25.602	1.542
12-12-2020	27.144	25.771	1.373
13-12-2020	27.144	27.113	0.031
14-12-2020	27.144	26.982	0.162
15-12-2020	24.004	24.004	0.000
16-12-2020	13.572	13.572	0.000
17-12-2020	13.572	13.202	0.370
18-12-2020	14.864	14.864	0.000
19-12-2020	24.021	24.021	0.000
20-12-2020	13.572	13.128	0.444
21-12-2020	13.592	13.042	0.550
22-12-2020	26.315	25.187	1.128
23-12-2020	27.144	25.155	1.989
24-12-2020	27.144	25.221	1.923
25-12-2020	27.144	24.901	2.243
26-12-2020	27.144	24.641	2.503
27-12-2020	27.144	24.479	2.665
28-12-2020	27.144	25.933	1.611
29-12-2020	27.144	24.885	2.259
30-12-2020	27.144	24.883	2.261
31-12-2020	27.144	25.156	1.988
<b>TOTAL (MU)</b>	<b>767.823</b>	<b>734.408</b>	<b>33.415</b>

NOTE:

- 1) STPP-U1 H/T due to BTL at 19:23 Hrs on 15.12.2020 and Synchronised at 19:34 Hrs on 18.12.2020
- 1) STPP-U2 H/T due to BTL at 21:29 Hrs on 19.12.2020 and Synchronised at 23:37 Hrs on 21.12.2020

*[Signature]*  
 CE/SLDC



Q/o. GM(E&M) STPP  
I.W.No. 1965  
Date. 20/03/21

51

**TRANSMISSION CORPORATION OF TELANAGANA LIMITED**  
Website: www.tstransco.in CIN: U40102TG2014SGC094248

From  
The Chief Engineer  
SLDC, Vidyut Soudha,  
Hyderabad.

To  
✓ The General Manager  
2X600 MW Singareni Thermal Power  
Project, Jaipur (V&M),  
Mancherla Dist.-504216.

Lr. No. CE-SLDC/SE-SLDC/DE-MO&PP-II /F.Singareni, D.No. 98 /21 dt. 12.03.2021.

Sir,


Sub: - SLDC- Backing down Quantity data of 2X600MW Singareni Unit I&II for the month of January -2021 -Communicated-Reg.

\*\*\*\*\*

The backing down details of 2X600MW Singareni Unit I&II generator for the month of January -2021 is herewith enclosed as Annexure-I.

Encl: Annexure-I

Yours faithfully,

  
12/3  
Chief Engineer /SLDC

Copy submitted to:

The Director (Grid Operation)/TSTRANSCO - For favor of information

Copy to:

1) The Executive Director /Commercial,  
TSPCC, Vidyut Soudha, Hyderabad.

2) The Director (E & M)  
M/s Singareni Collieries Co.Ltd,  
Red Hills, Singareni Bhavan,  
P.O Box-18, Lakdi ka pool, Hyderabad.

3) Financial Advisor & Chief controller of Accounts /TSPCC/VS/Hyd.

Chief (OH) / DG (R&C) / DG (F&A)  
22/03/2021

ANNEXURE-I

BACKDOWN AND SCHEDULE ENERGY OF STPP FOR THE MONTH OF JANUARY -2021

DATE	FINAL AVAILABILITY (MU)	SCHEDULE (MU)	BACK DOWN (MU)
01-01-2021	27.144	25.060	2.084
02-01-2021	27.144	24.819	2.325
03-01-2021	27.144	24.480	2.664
04-01-2021	27.144	24.802	2.342
05-01-2021	27.144	24.825	2.319
06-01-2021	27.144	24.553	2.591
07-01-2021	27.144	24.399	2.746
08-01-2021	27.144	24.671	2.474
09-01-2021	27.144	25.056	2.089
10-01-2021	27.144	25.303	1.841
11-01-2021	27.144	25.410	1.735
12-01-2021	26.901	25.207	1.693
13-01-2021	27.144	25.885	1.259
14-01-2021	27.144	23.834	3.310
15-01-2021	27.144	25.459	1.685
16-01-2021	27.144	25.689	1.455
17-01-2021	27.144	26.996	0.148
18-01-2021	27.144	27.144	0.000
19-01-2021	27.144	27.144	0.000
20-01-2021	27.144	27.144	0.000
21-01-2021	27.144	27.144	0.000
22-01-2021	27.144	27.144	0.000
23-01-2021	27.144	27.144	0.000
24-01-2021	27.144	27.104	0.040
25-01-2021	27.144	26.916	0.228
26-01-2021	27.144	27.144	0.000
27-01-2021	27.144	27.144	0.000
28-01-2021	27.144	27.144	0.000
29-01-2021	27.144	27.144	0.000
30-01-2021	27.144	27.144	0.000
31-01-2021	27.144	27.144	0.000
<b>TOTAL (MU)</b>	<b>841.221</b>	<b>806.193</b>	<b>35.027</b>

  
 CE/SLDC/TSTRANSCO



Q.No. Gm(E&M) STPP  
I.V.No. 2800  
Date 21/04/21

53

**TRANSMISSION CORPORATION OF TELANGANA LIMITED**  
Website: www.tstransco.in CIN: U40102TG2014SGC094248

From  
The Chief Engineer  
SLDC, Vidyut Soudha,  
Hyderabad.

To  
✓ The General Manager  
2X600 MW Singareni Thermal Power  
Project, Jaipur (V&M),  
Mancherial Dist.-504216.

Lr. No. CE-SLDC/SE-SLDC/DE-MO&PP-II /F.Singareni, D.No. 03 /21 dt. 15.04.2021.

Sir,


Sub: - SLDC- Backing down Quantity data of 2X600MW Singareni Unit I&II for the month of February -2021 -Communicated-Reg.

\*\*\*\*\*

The backing down details of 2X600MW Singareni Unit I&II generator for the month of February -2021 is herewith enclosed as Annexure-I.

Encl: Annexure-I

Yours faithfully,

  
15/4  
Chief Engineer /SLDC

Copy submitted to:

The Director (Grid Operation)/TSTRANSCO - For favor of information

Copy to:

- 1) The Executive Director /Commercial,  
TSPCC, Vidyut Soudha, Hyderabad.
- 2) The Director (E & M)  
M/s Singareni Collieries Co.Ltd,  
Red Hills, Singareni Bhavan,  
P.O Box-18, Lakdi ka pool, Hyderabad.
- 3) Financial Advisor & Chief controller of Accounts /TSPCC/VS/Hyd.

~~Chief (E&M) / DGM (RSC)~~  
12/04/2021

**ANNEXURE-I**

**BACKDOWN AND SCHEDULE ENERGY OF STPP FOR THE MONTH OF FEBRUARY-2021**

DATE	FINAL AVAILABILITY (MU)	SCHEDULE (MU)	BACK DOWN (MU)
01-02-2021	22.69	22.69	0.00
02-02-2021	27.14	27.14	0.00
03-02-2021	27.14	27.14	0.00
04-02-2021	27.14	27.14	0.00
05-02-2021	27.14	27.14	0.00
06-02-2021	27.14	27.14	0.00
07-02-2021	27.14	26.51	0.64
08-02-2021	15.13	14.42	0.70
09-02-2021	13.57	13.57	0.00
10-02-2021	13.57	13.57	0.00
11-02-2021	13.57	13.57	0.00
12-02-2021	13.57	13.57	0.00
13-02-2021	13.57	13.42	0.15
14-02-2021	13.57	13.57	0.00
15-02-2021	13.57	13.57	0.00
16-02-2021	13.57	13.57	0.00
17-02-2021	13.57	13.57	0.00
18-02-2021	13.57	13.57	0.00
19-02-2021	13.57	13.52	0.05
20-02-2021	13.57	13.36	0.21
21-02-2021	13.57	13.57	0.00
22-02-2021	13.03	13.03	0.00
23-02-2021	9.68	9.68	0.00
24-02-2021	13.57	13.47	0.10
25-02-2021	13.57	13.57	0.00
26-02-2021	13.57	13.57	0.00
27-02-2021	13.57	13.57	0.00
28-02-2021	13.57	13.57	0.00
<b>TOTAL (MU)</b>	<b>467.687</b>	<b>465.839</b>	<b>1.848</b>

**NOTE:**

- 1) STPP-U2 Hand Tripped due to HP Turbine Casing drain leakage at 11:37 Hrs on 01.02.2021 and Synchronised at 17:35 Hrs on 01.02.2021
- 2) STPP-U1 Tripped due to loss of excitation and reported rotor problem at 02:42 Hrs on 08.02.2021 and Synchronised at 13:03 Hrs on 15.03.2021
- 3) STPP-U2 Hand Tripped due to HP Turbine main drain valve line leakage at 23:38 Hrs on 22.02.2021 and Synchronised at 05:35 Hrs on 23.02.2021

*[Signature]*  
**CE/SLDC**  
 19/4



O/o. GM(E&M) STPP  
I.W.No. 3564  
Date 18/05/21

55

**TRANSMISSION CORPORATION OF TELANAGANA LIMITED**  
Website: www.tstransco.in CIN: U40102TG2014SGC094248

From  
The Chief Engineer  
SLDC, Vidyut Soudha,  
Hyderabad.

To  
✓ The General Manager  
2X600 MW Singareni Thermal Power  
Project, Jaipur (V&M),  
Mancherla Dist.-504216.

Lr. No. CE-SLDC/SE-SLDC/DE-MO&PP-II /F.Singareni , D.No. 12 /21 dt. 03.05.2021.

Sir,


Sub: - SLDC- Backing down Quantity data of 2X600MW Singareni Unit I&II for the month of March -2021 -Communicated-Reg.

\*\*\*\*\*

The backing down details of 2X600MW Singareni Unit I&II generator for the month of March -2021 is herewith enclosed as Annexure-I.

Encl: Annexure-I

Yours faithfully,

  
3/5  
Chief Engineer /SLDC 3/12

Copy submitted to:

The Director (Grid Operation)/TSTRANSCO - For favor of information

Copy to:

- 1) The Executive Director /Commercial, TSPCC, Vidyut Soudha, Hyderabad.
- 2) The Director (E & M) M/s Singareni Collieries Co.Ltd, Red Hills, Singareni Bhavan, P.O Box-18, Lakdi ka pool, Hyderabad.
- 3) Financial Advisor & Chief controller of Accounts /TSPCC/VS/Hyd.

~~Chief (EM) / O&M (E&M) / O&M (R&C) / SO~~  
18/05/2021



**ANNEXURE-I****BACKDOWN AND SCHEDULE ENERGY OF STPP FOR THE MONTH OF MARCH-2021**

DATE	FINAL AVAILABILITY (MU)	SCHEDULE (MU)	BACK DOWN (MU)
01-03-2021	13.572	13.568	0.004
02-03-2021	13.572	13.572	0.000
03-03-2021	13.572	13.572	0.000
04-03-2021	13.572	13.572	0.000
05-03-2021	13.572	13.572	0.000
06-03-2021	11.986	11.986	0.000
07-03-2021	13.572	13.572	0.000
08-03-2021	13.572	13.572	0.000
09-03-2021	13.572	13.572	0.000
10-03-2021	13.572	13.572	0.000
11-03-2021	13.572	13.572	0.000
12-03-2021	13.572	13.540	0.032
13-03-2021	13.572	13.572	0.000
14-03-2021	13.572	13.572	0.000
15-03-2021	17.379	17.379	0.000
16-03-2021	26.784	26.784	0.000
17-03-2021	13.775	13.775	0.000
18-03-2021	13.572	13.572	0.000
19-03-2021	17.525	17.525	0.000
20-03-2021	27.144	27.144	0.000
21-03-2021	27.144	27.144	0.000
22-03-2021	27.144	27.144	0.000
23-03-2021	27.144	27.144	0.000
24-03-2021	27.144	27.144	0.000
25-03-2021	27.144	27.144	0.000
26-03-2021	27.144	27.144	0.000
27-03-2021	27.144	27.144	0.000
28-03-2021	27.144	27.144	0.000
29-03-2021	27.144	27.144	0.000
30-03-2021	27.144	27.144	0.000
31-03-2021	27.144	27.144	0.000
<b>TOTAL (MU)</b>	<b>603.184875</b>	<b>603.1490</b>	<b>0.035875</b>

**NOTE:**

- 1) STPP-U1 Tripped due to Loss of excitation & reported rotor problem at 02:42 Hrs on 08.02.2021 and Synchronised at 13:03 Hrs on 15.03.2021
- 2) STPP-U2 Tripped on Electrical problem at 14:36 Hrs on 06.03.2021 and Synchronised at 15:20 Hrs on 06.03.2021
- 3) STPP-U2 H/T due to HP turbine casing drain valve leakage at 00:54 Hrs on 17.03.2021 and Synchronised at 14:57 Hrs on 19.03.2021

  
 CE/SLDC/TSTRANSCO 4/12



**TRANSMISSION CORPORATION OF TELANAGANA LIMITED**  
Website: www.tstransco.in CIN: U40102TG2014SGC094248

From  
The Chief Engineer  
SLDC, Vidyut Soudha,  
Hyderabad.

O/o. GM(E&M) STPP  
I.W.No. 4995  
Date 25/06/21

To  
The General Manager  
2X600 MW Singareni Thermal Power  
Project, Jaipur (V&M),  
Mancheril Dist.-504216.

Lr. No. CE-SLDC/SE-SLDC/DE-MO&PP-II /F.Singareni, D.No. 20 /21 dt. 17.06.2021.

Sir,


Sub: - SLDC- Backing down Quantity data of 2X600MW Singareni Unit I&II for the month of April -2021 -Communicated-Reg.

\*\*\*\*\*

The backing down details of 2X600MW Singareni Unit I&II generator for the month of April -2021 is herewith enclosed as Annexure-I.

Encl: Annexure-I

Yours faithfully,

  
Chief Engineer /SLDC

Copy submitted to:

The Director (Grid Operation)/TSTRANSCO - For favor of information

Copy to:

- 1) The Executive Director /Commercial,  
TSPCC, Vidyut Soudha, Hyderabad.
- 2) The Director (E & M)  
M/s Singareni Collieries Co.Ltd,  
Red Hills, Singareni Bhavan,  
P.O Box-18, Lakdi ka pool, Hyderabad.
- 3) Financial Advisor & Chief controller of Accounts /TSPCC/VS/Hyd.

Chief (E&M) / DGT (E&M) / DGT (R&C)  
25/06/2021

**ANNEXURE-I**

**BACKDOWN AND SCHEDULE ENERGY OF STPP FOR THE MONTH OF APRIL-2021**

DATE	FINAL AVAILABILITY (MU)	SCHEDULE (MU)	BACK DOWN (MU)
01-04-2021	27.144	27.144	0.000
02-04-2021	27.144	27.026	0.118
03-04-2021	27.144	27.144	0.000
04-04-2021	27.144	27.144	0.000
05-04-2021	27.144	27.144	0.000
06-04-2021	27.144	27.129	0.015
07-04-2021	27.144	27.144	0.000
08-04-2021	27.144	27.144	0.000
09-04-2021	27.144	27.098	0.046
10-04-2021	27.144	26.882	0.262
11-04-2021	25.294	25.294	0.000
12-04-2021	26.813	26.732	0.081
13-04-2021	25.707	25.668	0.039
14-04-2021	27.144	25.526	1.619
15-04-2021	27.144	25.015	2.129
16-04-2021	27.144	27.013	0.131
17-04-2021	27.144	26.751	0.393
18-04-2021	27.144	25.968	1.176
19-04-2021	27.144	27.140	0.004
20-04-2021	27.144	27.144	0.000
21-04-2021	27.144	27.104	0.040
22-04-2021	27.144	27.144	0.000
23-04-2021	27.144	27.144	0.000
24-04-2021	27.144	27.144	0.000
25-04-2021	27.144	27.063	0.081
26-04-2021	27.144	27.144	0.000
27-04-2021	27.144	27.114	0.031
28-04-2021	27.144	27.129	0.015
29-04-2021	27.144	26.987	0.157
30-04-2021	27.144	27.131	0.013
<b>TOTAL (MU)</b>	<b>810.702</b>	<b>804.352</b>	<b>6.350</b>

  
2016  
CE/SLDC/TSTRANSCO

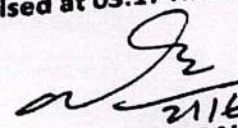
**ANNEXURE-I**

**BACKDOWN AND SCHEDULE ENERGY OF STPP FOR THE MONTH OF MAY-2021**

DATE	FINAL AVAILABILITY (MU)	SCHEDULE (MU)	BACK DOWN (MU)
01-05-2021	14.250	14.250	0.000
02-05-2021	24.241	24.012	0.229
03-05-2021	27.144	26.538	0.606
04-05-2021	27.144	25.478	1.666
05-05-2021	27.144	25.191	1.954
06-05-2021	27.144	24.558	2.586
07-05-2021	27.144	27.144	0.000
08-05-2021	27.144	25.703	1.441
09-05-2021	27.144	25.110	2.034
10-05-2021	27.144	26.915	0.229
11-05-2021	27.144	21.932	5.213
12-05-2021	27.144	22.600	4.544
13-05-2021	27.144	22.254	4.890
14-05-2021	27.144	24.311	2.833
15-05-2021	27.144	23.026	4.118
16-05-2021	27.144	22.905	4.239
17-05-2021	27.144	25.760	1.384
18-05-2021	27.144	24.584	2.560
19-05-2021	27.144	23.353	3.791
20-05-2021	27.144	23.099	4.045
21-05-2021	27.144	21.976	5.168
22-05-2021	27.144	22.836	4.309
23-05-2021	27.144	24.329	2.816
24-05-2021	27.144	25.848	1.297
25-05-2021	27.144	25.691	1.454
26-05-2021	27.144	24.460	2.685
27-05-2021	27.144	22.945	4.199
28-05-2021	27.144	24.076	3.068
29-05-2021	27.144	26.718	0.426
30-05-2021	27.144	25.202	1.943
31-05-2021	27.144	25.010	2.135
<b>TOTAL (MU)</b>	<b>825.6665</b>	<b>747.8090</b>	<b>77.8575</b>

**NOTE:**

1) STPP-U1 H/T due to BTL at 01:36 Hrs on 01.05.2021 and Synchronised at 03:17 Hrs on 02.05.2021

  
 21/6  
 CE/SLDC/TSTRANSCO



O/o. GM(E&M) STPP  
I.W.No. 6227  
Date 31/07/21

**TRANSMISSION CORPORATION OF TELANGANA LIMITED**  
Website:www.tstransco.in CIN: U40102TG2014SGC094248

From  
The Chief Engineer  
SLDC, Vidyut Soudha,  
Hyderabad.

To  
The General Manager  
2X600 MW Singareni Thermal Power  
Project ,Jaipur (V&M),  
Mancherial Dist.-504216.

Lr. No. CE-SLDC/SE-SLDC/DE-MO&PP-II /F.Singareni , D.No. 28 /21 dt.23.07.2021.

Sir,

Sub: - SLDC- Backing down Quantity data of 2X600MW Singareni Unit I&II for the month of June -2021 -Communicated-Reg.

\*\*\*\*\*

The backing down details of 2X600MW Singareni Unit I&II generator for the month of June -2021 is herewith enclosed as Annexure-I.

Encl: Annexure-I

Yours faithfully,

*[Signature]*  
23/7  
Chief Engineer /SLDC

Copy submitted to:

The Director (Grid Operation)/TSTRANSCO - For favor of information

Copy to:

*eljee (o&w) / DGN (K&E) / DGN (SLM)*

1) The Executive Director /Commercial,  
TSPCC, Vidyut Soudha, Hyderabad.

*31/07/21*

2) The Director (E & M)  
M/s Singareni Collieries Co.Ltd,  
Red Hills, Singareni Bhavan,  
P.O Box-18, Lakdi ka pool, Hyderabad.

3) Financial Advisor & Chief controller of Accounts /TSPCC/VS/Hyd.

ANNEXURE-I

BACKDOWN AND SCHEDULE ENERGY OF STPP FOR THE MONTH OF JUNE-2021			
DATE	FINAL AVAILABILITY (MU)	SCHEDULE (MU)	BACK DOWN (MU)
01-06-2021	27.144	23.779	3.366
02-06-2021	27.144	27.013	0.131
03-06-2021	27.144	26.547	0.597
04-06-2021	27.144	26.759	0.385
05-06-2021	13.650	12.762	0.888
06-06-2021	14.031	12.416	1.615
07-06-2021	26.511	24.626	1.885
08-06-2021	27.144	25.863	1.281
09-06-2021	27.144	25.776	1.368
10-06-2021	27.144	24.467	2.677
11-06-2021	27.144	21.552	5.592
12-06-2021	27.144	22.445	4.699
13-06-2021	27.144	20.491	6.654
14-06-2021	27.144	21.747	5.398
15-06-2021	27.144	21.223	5.921
16-06-2021	27.144	21.374	5.771
17-06-2021	27.144	26.063	1.081
18-06-2021	27.144	27.063	0.081
19-06-2021	27.144	26.090	1.055
20-06-2021	27.144	24.460	2.684
21-06-2021	27.144	27.144	0.000
22-06-2021	27.144	27.144	0.000
23-06-2021	27.144	27.144	0.000
24-06-2021	27.144	26.411	0.733
25-06-2021	27.144	27.144	0.000
26-06-2021	27.144	26.116	1.028
27-06-2021	27.144	26.680	0.464
28-06-2021	27.144	27.002	0.142
29-06-2021	27.144	27.005	0.139
30-06-2021	27.144	26.522	0.622
<b>TOTAL (MU)</b>	<b>787.079</b>	<b>730.823</b>	<b>56.256</b>

NOTE:

1) STPP-U2 H/T due to BTL at 00:23 Hrs on 05.06.2021 and Synchronised at 21:11 Hrs on 06.06.2021

  
 23/7  
 CE/SLDC/TSTRANSCO



O/o. GM(E&M) STPP  
I.W.No. 7182  
Date 31/08/21

150

**TRANSMISSION CORPORATION OF TELANGANA LIMITED**  
Website:www.tstransco.in CIN: U40102TG2014SGC094248

From  
The Chief Engineer  
SLDC, Vidyut Soudha,  
Hyderabad.

To  
The General Manager  
2X600 MW Singareni Thermal Power  
Project ,Jaipur (V&M),  
Mancherial Dist.-504216.

Lr. No. CE-SLDC/SE-SLDC/DE-MO&PP-II /F.Singareni , D.No. 37 /21 dt.21 .08.2021.

Sir,

Sub: - SLDC- Backing down Quantity data of 2X600MW Singareni Unit I&II for the month of July -2021 -Communicated-Reg.

\*\*\*\*\*

The backing down details of 2X600MW Singareni Unit I&II generator for the month of July -2021 is herewith enclosed as Annexure-I.

Encl: Annexure-I

Yours faithfully,

Chief Engineer /SLDC

Copy submitted to:

The Director (Grid Operation)/TSTRANSCO - For favor of information

Copy to:

- 1) The Executive Director /Commercial, TSPCC, Vidyut Soudha, Hyderabad.
- 2) The Director (E & M) M/s Singareni Collieries Co.Ltd, Red Hills, Singareni Bhavan, P.O Box-18, Lakdi ka pool, Hyderabad.

Chief (P&M) / Asst (P&A) / DG (K&C) / SO

31/08/2021

- 3) Financial Advisor & Chief controller of Accounts /TSPCC/VS/Hyd.

## ANNEXURE-I

63

BACKDOWN AND SCHEDULE ENERGY OF STPP FOR THE MONTH OF JULY-2021			
DATE	FINAL AVAILABILITY (MU)	SCHEDULE (MU)	BACK DOWN (MU)
01-07-2021	27.144	27.023	0.121
02-07-2021	27.144	26.952	0.192
03-07-2021	27.144	25.810	1.335
04-07-2021	27.144	26.049	1.095
05-07-2021	27.144	27.023	0.121
06-07-2021	14.707	14.707	0.000
07-07-2021	13.684	13.618	0.066
08-07-2021	26.342	24.491	1.851
09-07-2021	27.144	25.606	1.539
10-07-2021	27.144	26.764	0.380
11-07-2021	27.144	24.540	2.605
12-07-2021	27.144	22.078	5.066
13-07-2021	27.144	25.725	1.419
14-07-2021	27.144	24.502	2.642
15-07-2021	27.144	21.686	5.458
16-07-2021	13.908	13.908	0.000
17-07-2021	20.410	20.340	0.070
18-07-2021	27.144	25.774	1.370
19-07-2021	27.144	20.805	6.339
20-07-2021	27.144	21.008	6.136
21-07-2021	27.144	20.983	6.161
22-07-2021	27.144	20.844	6.301
23-07-2021	27.144	21.247	5.897
24-07-2021	27.144	22.945	4.199
25-07-2021	15.509	13.733	1.777
26-07-2021	13.572	13.523	0.049
27-07-2021	13.572	13.312	0.260
28-07-2021	13.572	11.230	2.342
29-07-2021	13.572	13.362	0.210
30-07-2021	13.572	12.773	0.799
31-07-2021	13.572	12.936	0.637
<b>TOTAL (MU)</b>	<b>701.728</b>	<b>635.294</b>	<b>66.434</b>

## NOTE:

1) STPP-U1 H/T due to BTL at 02:30 Hrs on 06.07.2021 and Synchronised at 22:52 Hrs on 07.07.2021

1) STPP-U2 H/T due to BTL at 01:03 Hrs on 16.07.2021 and Synchronised at 10:04 Hrs on 17.07.2021

1) STPP-U2 H/T for Overhaul works at 06:09 Hrs on 25.07.2021.

  
CE/SLDC/TSTRANSCO





**TRANSMISSION CORPORATION OF TELANGANA LIMITED**  
Website: www.tstransco.in CIN: U40102TG2014SGC094248

O/o. Chief of O&M STPP  
I.W.No. 1713  
Date 20/10/2021

**From**  
The Chief Engineer  
SLDC, Vidyut Soudha,  
Hyderabad.

O/o. GM(E&M) STPP  
I.W.No. 8535  
Date 16/10/21

**To**  
The General Manager  
2X600 MW Singareni Thermal Power  
Project, Jaipur (V&M),  
Mancherla Dist.-504216.

**Lr. No. CE-SLDC/SE-SLDC/DE-MO&PP-II/F.Singareni, D.No. 46/21 dt. 11.10.2021.**

Sir,

Sub: - SLDC- Backing down Quantity data of 2X600MW Singareni Unit I&II for the month of August -2021 -Communicated-Reg.

\*\*\*\*\*

The backing down details of 2X600MW Singareni Unit I&II generator for the month of August -2021 is herewith enclosed as Annexure-I.

Encl: Annexure-I

Chief (O&M), STPP  
AGM (FOA), STPP

Yours faithfully,

*[Signature]*  
11/10  
Chief Engineer /SLDC

Copy submitted to:

*[Signature]*  
The Director (Grid Operation)/TSTRANSCO - For favor of information  
16/10/2021

Copy to: →

- 1) The Executive Director /Commercial, TSPCC, Vidyut Soudha, Hyderabad.
- 2) The Director (E & M)  
M/s Singareni Collieries Co.Ltd,  
Red Hills, Singareni Bhavan,  
P.O Box-18, Lakdi ka pool, Hyderabad.

3) Financial Advisor & Chief controller of Accounts /TSPCC/VS/Hyd.

*[Signature]*  
*[Signature]*  
22/10/2021

ANNEXURE-I

BACKDOWN AND SCHEDULE ENERGY OF STPP FOR THE MONTH OF AUGUST-2021

DATE	FINAL AVAILABILITY (MU)	SCHEDULE (MU)	BACK DOWN (MU)
01-08-2021	13.572	12.965	0.607
02-08-2021	13.572	13.422	0.150
03-08-2021	13.572	13.572	0.000
04-08-2021	13.572	13.523	0.049
05-08-2021	13.572	13.572	0.000
06-08-2021	13.572	13.572	0.000
07-08-2021	13.572	13.572	0.000
08-08-2021	13.572	13.572	0.000
09-08-2021	13.572	13.572	0.000
10-08-2021	13.572	13.572	0.000
11-08-2021	13.572	13.457	0.115
12-08-2021	13.572	13.572	0.000
13-08-2021	13.572	13.572	0.000
14-08-2021	13.572	13.370	0.202
15-08-2021	13.572	13.477	0.095
16-08-2021	13.572	13.428	0.144
17-08-2021	13.572	13.572	0.000
18-08-2021	13.572	13.572	0.000
19-08-2021	13.572	13.572	0.000
20-08-2021	20.889	20.594	0.295
21-08-2021	26.831	26.831	0.000
22-08-2021	26.654	24.609	2.045
23-08-2021	25.574	25.574	0.000
24-08-2021	27.144	27.144	0.000
25-08-2021	20.716	20.716	0.000
26-08-2021	13.677	13.677	0.000
27-08-2021	25.526	25.526	0.000
28-08-2021	27.144	27.144	0.000
29-08-2021	27.144	27.144	0.000
30-08-2021	27.144	27.144	0.000
31-08-2021	27.144	27.144	0.000
<b>TOTAL (MU)</b>	<b>553.455</b>	<b>549.751</b>	<b>3.704</b>

NOTE:

- 1) STPP-U2 H/T for Overhaul works at 06:09 Hrs on 25.07.2021 and Synchronised at 5:54 Hrs. on 20.08.2021
- 2) STPP-U2 Tripped due to cooling water pumps problem at 18:30 Hrs on 23.08.2021 and Synchronised at 20:06 Hrs. on 23.08.2021
- 3) STPP-U1 H/T due to BTL at 12:50 Hrs on 25.08.2021 and Synchronised at 22:50 Hrs. on 26.08.2021

  
 11/10  
 CE/SLDC/TSTRANSCO



**TRANSMISSION CORPORATION OF TELANGANA LIMITED**  
Website:www.tstransco.in CIN: U40102TG2014SGC094248

From  
The Chief Engineer  
SLDC, Vidyut Soudha,  
Hyderabad.

O/o. GM(E&M) STPP  
I.W.No. 8922  
Date 01/11/21

✓ To  
The General Manager  
2X600 MW Singareni Thermal Power  
Project, Jaipur (V&M),  
Mancherla Dist.-504216.

Lr. No. CE-SLDC/SE-SLDC/DE-MO&PP-II /F.Singareni , D.No. 52/21 dt.20.10.2021.

Sir,

Sub: - SLDC- Backing down Quantity data of 2X600MW Singareni Unit I&II for the month of September -2021 -Communicated-Reg.

\*\*\*\*\*

The backing down details of 2X600MW Singareni Unit I&II generator for the month of September -2021 is herewith enclosed as Annexure-I.

Encl: Annexure-I

Yours faithfully,

*[Signature]*  
20/10  
Chief Engineer /SLDC

Copy submitted to:

The Director (Grid Operation)/TSTRANSCO - For favor of information

Copy to:

- 1) The Executive Director /Commercial, TSPCC, Vidyut Soudha, Hyderabad.
- 2) The Director (E & M) M/s Singareni Collieries Co.Ltd, Red Hills, Singareni Bhavan, P.O Box-18, Lakdi ka pool, Hyderabad.
- 3) Financial Advisor & Chief controller of Accounts /TSPCC/VS/Hyd.

*2 lines (O&M) / A&M (SLA) / D&M (REC)*  
*[Signature]*  
01/11/21

ANNEXURE-I

BACKDOWN AND SCHEDULE ENERGY OF STPP FOR THE MONTH OF SEPTEMBER-2021

DATE	FINAL AVAILABILITY (MU)	SCHEDULE (MU)	BACK DOWN (MU)
01-09-2021	27.144	26.175	0.969
02-09-2021	27.144	27.046	0.098
03-09-2021	27.144	27.144	0.000
04-09-2021	27.144	27.144	0.000
05-09-2021	27.144	23.362	3.782
06-09-2021	27.144	25.367	1.777
07-09-2021	27.144	24.442	2.702
08-09-2021	27.144	26.331	0.813
09-09-2021	27.144	26.826	0.318
10-09-2021	27.144	25.691	1.454
11-09-2021	27.144	24.353	2.791
12-09-2021	27.144	19.606	7.538
13-09-2021	27.144	21.953	5.192
14-09-2021	27.144	22.736	4.408
15-09-2021	24.197	20.480	3.717
16-09-2021	14.207	13.589	0.618
17-09-2021	22.680	22.680	0.000
18-09-2021	24.336	24.064	0.272
19-09-2021	27.144	27.023	0.121
20-09-2021	27.144	26.982	0.162
21-09-2021	27.144	24.642	2.502
22-09-2021	27.144	23.792	3.352
23-09-2021	27.144	27.008	0.136
24-09-2021	27.144	25.508	1.637
25-09-2021	27.144	27.144	0.000
26-09-2021	27.144	25.424	1.720
27-09-2021	27.144	25.448	1.696
28-09-2021	27.144	26.055	1.089
29-09-2021	27.144	26.372	0.772
30-09-2021	27.144	27.144	0.000
<b>TOTAL (MU)</b>	<b>791.164</b>	<b>741.529</b>	<b>49.634</b>

NOTE:

1) STPP-U2 H/T due to BTL at 19:11 Hrs on 15.09.2021 and Synchronised at 21:21 Hrs. on 16.09.2021

*[Signature]*  
20/10  
CE/SLDC/TSTRANSCO



O/o. GR(E&M) STPP  
I.W.No. 9834  
Date 27/11/21

**TRANSMISSION CORPORATION OF TELANAGANA LIMITED**  
Website:www.tstransco.in CIN: U40102TG2014SGC094248

From  
The Chief Engineer  
SLDC, Vidyut Soudha,  
Hyderabad.

To  
The General Manager  
2X600 MW Singareni Thermal Power  
Project ,Jaipur (V&M),  
Mancherial Dist.-504216.

Lr. No. CE-SLDC/SE-SLDC/DE-MO&PP-II /F.Singareni , D.No. 60 /21 dt. 20.11.2021.

Sir,


Sub: - SLDC- Backing down Quantity data of 2X600MW Singareni Unit I&II for the month of October -2021 -Communicated-Reg.

\*\*\*\*\*

The backing down details of 2X600MW Singareni Unit I&II generator for the month of October -2021 is herewith enclosed as Annexure-I.

Encl: Annexure-I

Yours faithfully,

  
18/11  
Chief Engineer /SLDC


Copy submitted to:

The Director (Grid Operation)/TSTRANSCO - For favor of information

Copy to:

- 1) The Executive Director /Commercial,  
TSPCC, Vidyut Soudha, Hyderabad.
- 2) The Director (E & M)  
M/s Singareni Collieries Co.Ltd,  
Red Hills, Singareni Bhavan,  
P.O Box-18, Lakdi ka pool, Hyderabad.
- 3) Financial Advisor & Chief controller of Accounts /TSPCC/VS/Hyd.

Chief (E&M) / ACW (FAA) / DCM (R&C)

  
27/11/2021

P.T.O

ANNEXURE-I

BACKDOWN AND SCHEDULE ENERGY OF STPP FOR THE MONTH OF OCTOBER-2021			
DATE	FINAL AVAILABILITY (MU)	SCHEDULE (MU)	BACK DOWN (MU)
01-10-2021	27.144	27.144	0.000
02-10-2021	27.144	26.962	0.182
03-10-2021	27.144	27.144	0.000
04-10-2021	27.144	27.083	0.061
05-10-2021	27.144	27.144	0.000
06-10-2021	27.144	27.144	0.000
07-10-2021	26.437	26.437	0.000
08-10-2021	27.144	27.144	0.000
09-10-2021	27.144	27.121	0.023
10-10-2021	27.144	25.862	1.282
11-10-2021	25.941	25.941	0.000
12-10-2021	27.144	27.144	0.000
13-10-2021	27.144	27.144	0.000
14-10-2021	27.144	27.144	0.000
15-10-2021	27.144	25.772	1.372
16-10-2021	20.504	20.293	0.211
17-10-2021	13.572	12.304	1.268
18-10-2021	13.572	12.280	1.292
19-10-2021	23.080	21.847	1.233
20-10-2021	27.144	27.068	0.076
21-10-2021	27.144	26.539	0.605
22-10-2021	27.144	27.144	0.000
23-10-2021	27.144	27.144	0.000
24-10-2021	27.144	22.920	4.224
25-10-2021	27.144	23.267	3.877
26-10-2021	27.144	24.259	2.885
27-10-2021	27.144	24.379	2.765
28-10-2021	27.144	23.002	4.142
29-10-2021	27.144	24.876	2.268
30-10-2021	27.144	23.863	3.281
31-10-2021	27.144	21.250	5.894
<b>TOTAL (MU)</b>	<b>801.706</b>	<b>764.764</b>	<b>36.942</b>

NOTE:

1) STPP-U1 H/T due to BTL at 12:51 Hrs on 16.10.2021 and Synchronised at 05:26 Hrs. on 19.10.2021

  
 18/11  
 CE/SLDC/TSTRANSCO



O/o. GM(E&M) STPP  
I.W.No. 196  
Date 05/01/22

**TRANSMISSION CORPORATION OF TELANAGANA LIMITED**  
Website:www.tstransco.in CIN: U40102TG2014SGC094248

From  
The Chief Engineer  
SLDC, Vidyut Soudha  
Hyderabad.

O/o. Chief of Q&M STPP  
I.W.No. 64  
Date 6/1/2022

To  
The General Manager  
2X600 MW Singareni Thermal Power  
Project ,Jalpur (V&M),  
Mancherial Dist.-504216.

Lr. No. CE-SLDC/SE-SLDC/DE-MO&PP-II /F.Singareni , D.No. 66 /21 dt. 15.12.2021.

Sir,

Sub: - SLDC- Backing down Quantity data of 2X600MW Singareni Unit I&II for the month of November -2021 -Communicated-Reg.

\*\*\*\*\*

The backing down details of 2X600MW Singareni Unit I&II generator for the month of November -2021 is herewith enclosed as Annexure-I.

Encl: Annexure-I

Yours faithfully,

Chief Engineer /SLDC

Copy submitted to:

The Director (Grid Operation)/TSTRANSCO - For favor of information

Copy to:

- 1) The Executive Director /Commercial, TSPCC, Vidyut Soudha, Hyderabad.
- 2) The Director (E & M)  
M/s Singareni Collieries Co.Ltd,  
Red Hills, Singareni Bhavan,  
P.O Box-18, Lakdi ka pool, Hyderabad.


*San. V. Kes. Prashanth*  
Chief (O&M), STPP  
AGM (FA), STPP  
6/1/22

3) Financial Advisor & Chief controller of Accounts /TSPCC/VS/Hyd.

Annexure-I

BACKDOWN AND SCHEDULE ENERGY OF STPP FOR THE MONTH OF NOVEMBER-2021

DATE (DD-MM-YYYY)	FINAL AVAILABILITY (MU)	SCHEDULE (MU)	BACK DOWN (MU)
01-11-2021	27.144	23.914	3.231
02-11-2021	27.144	24.964	2.180
03-11-2021	27.144	23.910	3.235
04-11-2021	27.144	19.020	8.124
05-11-2021	27.144	19.957	7.187
06-11-2021	27.144	21.892	5.252
07-11-2021	27.144	23.366	3.779
08-11-2021	27.144	25.446	1.698
09-11-2021	27.144	26.062	1.083
10-11-2021	27.144	24.964	2.180
11-11-2021	27.144	24.722	2.423
12-11-2021	27.144	25.286	1.858
13-11-2021	27.144	25.123	2.021
14-11-2021	27.144	26.015	1.129
15-11-2021	27.144	25.822	1.322
16-11-2021	27.144	26.551	0.593
17-11-2021	27.144	26.861	0.283
18-11-2021	27.144	27.144	0.000
19-11-2021	27.144	26.921	0.223
20-11-2021	27.144	26.243	0.901
21-11-2021	27.144	26.611	0.533
22-11-2021	27.144	26.242	0.902
23-11-2021	27.144	27.119	0.025
24-11-2021	27.144	27.144	0.000
25-11-2021	27.144	27.144	0.000
26-11-2021	27.144	27.144	0.000
27-11-2021	27.144	27.063	0.081
28-11-2021	27.144	26.447	0.697
29-11-2021	27.144	26.248	0.896
30-11-2021	27.144	26.418	0.726
<b>TOTAL (MU)</b>	<b>814.320</b>	<b>761.760</b>	<b>52.560</b>

  
 15/11  
 CE/SLDC/TSTRANSCO



72



O/o. GM(E&M) STPP  
I.W.No. 1447  
Date. 15/02/22

**TRANSMISSION CORPORATION OF TELANAGANA LIMITED**  
Website: www.tstransco.in CIN: U40102TG2014SGC094248

**From**  
The Chief Engineer  
SLDC, Vidyut Soudha,  
Hyderabad.

**To**  
The General Manager  
2X600 MW Singareni Thermal Power  
Project, Jaipur (V&M),  
Mancherial Dist.-504216.

Lr. No. CE-SLDC/SE-SLDC/DE-MO&PP-II /F.Singareni , D.No. 8- /22 dt. 05.02.2022.

Sir,

Sub: - SLDC- Backing down Quantity data of 2X600MW Singareni Unit I&II for the month of December -2021 -Communicated-Reg.

\*\*\*\*\*

The backing down details of 2X600MW Singareni Unit I&II generator for the month of December -2021 is herewith enclosed as Annexure-I.

Encl: Annexure-I

Yours faithfully,

Chief Engineer /SLDC

Copy submitted to:

The Director (Grid Operation)/TSTRANSCO - For favor of information

Copy to:

- 1) The Executive Director /Commercial, TSPCC, Vidyut Soudha, Hyderabad.
- 2) The Director (E & M) M/s Singareni Collieries Co.Ltd, Red Hills, Singareni Bhavan, P.O Box-18, Lakdi ka pool, Hyderabad.
- 3) Financial Advisor & Chief controller of Accounts /TSPCC/VS/Hyd.

*Chief (Gen) / Gen (R&C)*  
*[Handwritten signature]*


P.T. 0

## ANNEXURE-I

BACKDOWN AND SCHEDULE ENERGY OF STPP FOR THE MONTH OF DECEMBER-2021			
DATE (DD-MM-YYYY)	FINAL AVAILABILITY (MU)	SCHEDULE (MU)	BACK DOWN (MU)
01-12-2021	13.855	13.855	0.000
02-12-2021	19.753	19.753	0.000
03-12-2021	27.144	26.538	0.606
04-12-2021	27.144	27.129	0.015
05-12-2021	13.893	13.429	0.464
06-12-2021	13.572	12.781	0.791
07-12-2021	24.342	23.209	1.133
08-12-2021	27.144	26.151	0.993
09-12-2021	27.144	26.305	0.839
10-12-2021	27.144	26.255	0.889
11-12-2021	27.144	26.821	0.323
12-12-2021	27.144	26.840	0.304
13-12-2021	27.144	26.175	0.969
14-12-2021	27.144	26.636	0.508
15-12-2021	27.144	26.284	0.860
16-12-2021	27.144	26.007	1.137
17-12-2021	27.144	26.166	0.978
18-12-2021	27.144	25.457	1.687
19-12-2021	27.144	25.525	1.619
20-12-2021	27.144	25.933	1.211
21-12-2021	27.144	26.094	1.050
22-12-2021	27.144	26.150	0.994
23-12-2021	27.144	26.271	0.873
24-12-2021	25.156	24.253	0.903
25-12-2021	27.144	25.892	1.252
26-12-2021	27.144	25.646	1.498
27-12-2021	27.144	26.014	1.131
28-12-2021	27.144	25.771	1.373
29-12-2021	27.144	25.973	1.171
30-12-2021	27.144	26.093	1.051
31-12-2021	27.144	26.350	0.794
<b>TOTAL (MU)</b>	<b>789.172</b>	<b>761.755</b>	<b>27.416</b>

## NOTE:

- 1) STPP-U2 H/T due to BTL at 01:04 Hrs on 01.12.2021 and Syn at 02:59 Hrs.on 02.12.2021
- 2) STPP-U1 H/T due to BTL at 01:04 Hrs on 05.12.2021 and Sync at 02:59 Hrs.on 7.12.2021
- 3) STPP-U2 tripped due to Furnace pressure low at 11:58 Hrs on 24.12.2021 and Syn at 14:39 Hrs. on 24.12.2021
- 4) Backing down exemption is issued to STPP-U1 due to Vibrations.

  
 CE/SLDC/TSTRANSCO

74



O/o. GM(E&M) STPP  
I.W.No. 1830  
Date 25/02/22

**TRANSMISSION CORPORATION OF TELANAGANA LIMITED**  
Website: www.tstranSCO.in CIN: U40102TG2014SGC094248

From  
The Chief Engineer  
SLDC, Vidyut Soudha,  
Hyderabad.

To  
The General Manager  
2X600 MW Singareni Thermal Power  
Project, Jalpur (V&M),  
Mancherla Dist.-504216.

Lr. No. CE-SLDC/SE-SLDC/DE-MO&PP-II /F.Singareni , D.No. 237 /22 dt.17.02.2022.

Sir,

Sub: - SLDC- Backing down Quantity data of 2X600MW Singareni Unit I&II for the month of January -2022 -Communicated-Reg.

\*\*\*\*\*

The backing down details of 2X600MW Singareni Unit I&II generator for the month of January -2022 is herewith enclosed as Annexure-I.

Encl: Annexure-I

Yours faithfully,  
  
Chief Engineer /SLDC

Copy submitted to:  
The Director (Grid Operation)/TSTRANSCO - For favor of information

Copy to:

Chief (GBM) / AGM (P&A) / DGM (K&C) / SO

- 1) The Executive Director /Commercial, TSPCC, Vidyut Soudha, Hyderabad.
- 2) The Director (E & M)  
M/s Singareni Collieries Co.Ltd,  
Red Hills, Singareni Bhavan,  
P.O Box-18, Lakdi ka pool, Hyderabad.

25/02/2022


- 3) Financial Advisor & Chief controller of Accounts /TSPCC/VS/Hyd.

ANNEXURE-I

BACKDOWN AND SCHEDULE ENERGY OF STPP FOR THE MONTH OF JANUARY-2022			
DATE (DD-MM-YYYY)	FINAL AVAILABILITY (MU)	SCHEDULE (MU)	BACK DOWN (MU)
01-01-2022	26.929	25.602	1.328
02-01-2022	27.144	25.577	1.567
03-01-2022	27.144	25.892	1.252
04-01-2022	27.144	25.933	1.211
05-01-2022	27.144	25.924	1.220
06-01-2022	27.144	26.014	1.131
07-01-2022	27.144	26.175	0.969
08-01-2022	27.144	26.054	1.090
09-01-2022	27.144	25.835	1.309
10-01-2022	27.144	25.914	1.230
11-01-2022	27.144	25.618	1.526
12-01-2022	27.144	25.892	1.252
13-01-2022	27.144	25.979	1.165
14-01-2022	27.144	25.746	1.398
15-01-2022	27.144	25.593	1.551
16-01-2022	27.144	25.787	1.358
17-01-2022	27.144	26.046	1.098
18-01-2022	27.144	26.439	0.705
19-01-2022	27.144	26.740	0.404
20-01-2022	13.990	13.586	0.404
21-01-2022	20.769	19.952	0.816
22-01-2022	27.144	25.972	1.172
23-01-2022	27.144	25.616	1.529
24-01-2022	27.144	26.287	0.857
25-01-2022	27.144	26.103	1.041
26-01-2022	27.144	25.892	1.252
27-01-2022	27.144	25.731	1.413
28-01-2022	27.144	25.771	1.373
29-01-2022	27.144	26.247	0.897
30-01-2022	27.144	25.982	1.162
31-01-2022	27.144	26.094	1.050
<b>TOTAL (MU)</b>	<b>821.720</b>	<b>785.993</b>	<b>35.727</b>

NOTE:

1) STPP-U1 H/T due to BTL at 01:24 Hrs on 20.01.2022 and Syn at 09:56 Hrs.on 21.01.2022

  
 CE/SLDC/TSTRANSCO



**TRANSMISSION CORPORATION OF TELANGANA LIMITED**

Website:www.tstransco.in CIN: U40102TG2014SGC094248

O/o. GM(E&M) STPP  
I.W.No. 3632  
Date 19/04/22

From  
The Chief Engineer  
SLDC, Vidyut Soudha,  
Hyderabad.

To  
The General Manager  
2X600 MW Singareni Thermal Power  
Project ,Jaipur (V&M),  
Mancherla Dist.-504216.

Lr. No. CE-SLDC/SE-SLDC/DE-MO&PP-II /F.Singareni , D.No. 02 /22 dt.11 .04.2022.

Sir,

Sub: - SLDC- Backing down Quantity data of 2X600MW Singareni Unit I&II for the month of February -2022 -Communicated-Reg.

\*\*\*\*\*

The backing down details of 2X600MW Singareni Unit I&II generator for the month of February -2022 is herewith enclosed as Annexure-I.

Encl: Annexure-I

Yours faithfully,

*[Signature]*  
11/4  
Chief Engineer /SLDC

Copy submitted to:

The Director (Grid Operation)/TSTRANSCO - For favor of information

Copy to:

- 1) The Executive Director /Commercial, TSPCC, Vidyut Soudha, Hyderabad.
- 2) The Director (E & M) M/s Singareni Collieries Co.Ltd, Red Hills, Singareni Bhavan, P.O Box-18, Lakdi ka pool, Hyderabad.
- 3) Financial Advisor & Chief controller of Accounts /TSPCC/VS/Hyd.

*Chief (E&M) / AGM (E&M) / DGM (R&C)*  
*[Signature]*  
19/04/2022

**ANNEXURE-I**

77

**BACKDOWN AND SCHEDULE ENERGY OF STPP FOR THE MONTH OF FEBRUARY-2022**

DATE	FINAL AVAILABILITY (MU)	SCHEDULE (MU)	BACK DOWN (MU)
01-02-2022	27.144	26.295	0.849
02-02-2022	20.533	19.846	0.686
03-02-2022	15.903	15.903	0.000
04-02-2022	27.144	26.248	0.896
05-02-2022	27.144	26.215	0.929
06-02-2022	27.144	25.489	1.655
07-02-2022	27.144	26.255	0.889
08-02-2022	27.144	26.498	0.646
09-02-2022	27.144	26.256	0.888
10-02-2022	20.675	19.867	0.808
11-02-2022	13.572	13.572	0.000
12-02-2022	16.545	16.545	0.000
13-02-2022	13.597	13.597	0.000
14-02-2022	20.523	20.523	0.000
15-02-2022	27.144	27.144	0.000
16-02-2022	27.144	27.144	0.000
17-02-2022	27.144	27.144	0.000
18-02-2022	27.144	27.144	0.000
19-02-2022	27.144	27.144	0.000
20-02-2022	27.144	27.144	0.000
21-02-2022	27.144	27.144	0.000
22-02-2022	27.144	27.144	0.000
23-02-2022	27.144	27.144	0.000
24-02-2022	27.144	27.144	0.000
25-02-2022	27.144	27.144	0.000
26-02-2022	27.144	27.144	0.000
27-02-2022	27.144	27.144	0.000
28-02-2022	27.144	27.144	0.000
<b>TOTAL (MU)</b>	<b>691.372</b>	<b>683.125</b>	<b>8.246</b>

**NOTE:**

- 1) STPP-U2 H/T due to BTL at 12:26 Hrs on 02.02.2022 and Syn at 18:14 Hrs.on 03.02.2022
- 2) STPP-U2 H/T due to BTL at 12:57 Hrs on 10.02.2022 and Syn at 16:41 Hrs.on 12.02.2022
- 3) STPP-U1 H/T due to BTL at 00:13 Hrs on 13.02.2022 and Syn at 10:29 Hrs.on 14.02.2022

  
11/4  
CE/SLDC/TSTRANSCO



**TRANSMISSION CORPORATION OF TELANGANA LIMITED**  
 Website: www.tstransco.in CIN: U40102TG2014SGC094248

O/o. GM(E&M) STPP  
 I.W.No. 3895  
 Date 26/04/22

From  
 The Chief Engineer  
 SLDC, Vidyut Soudha,  
 Hyderabad.

To  
 The General Manager  
 2X600 MW Singareni Thermal Power  
 Project, Jaipur (V&M),  
 Mancherla Dist.-504216.

Lr. No. CE-SLDC/SE-SLDC/DE-MO&PP-II /F.Singareni, D.No. 04 /22 dt. 19.04.2022.

Sir,

Sub: - SLDC- Backing down Quantity data of 2X600MW Singareni Unit I&II for the month of March -2022 -Communicated-Reg.

\*\*\*\*\*

The backing down details of 2X600MW Singareni Unit I&II generator for the month of March -2022 is herewith enclosed as Annexure-I.

Encl: Annexure-I

Yours faithfully,

*[Signature]*  
 1814  
 Chief Engineer /SLDC

Copy submitted to:

The Director (Grid Operation)/TSTRANSCO - For favor of information

Copy to:

1) The Executive Director /Commercial,  
 TSPCC, Vidyut Soudha, Hyderabad.

2) The Director (E & M)  
 M/s Singareni Collieries Co.Ltd,  
 Red Hills, Singareni Bhavan,  
 P.O Box-18, Lakdi ka pool, Hyderabad.

3) Financial Advisor & Chief controller of Accounts /TSPCC/VS/Hyd.

*[Handwritten signature]*  
 Chief Engineer /SLDC

*[Handwritten signature]*  
 26/04/2022

ANNEXURE-I

BACKDOWN AND SCHEDULE ENERGY OF STPP FOR THE MONTH OF MARCH-2022			
DATE (DD-MM-YYYY)	FINAL AVAILABILITY (MU)	SCHEDULE (MU)	BACK DOWN (MU)
01-03-2022	27.144	27.144	0.000
02-03-2022	27.144	27.144	0.000
03-03-2022	27.144	27.144	0.000
04-03-2022	27.144	27.144	0.000
05-03-2022	27.144	27.144	0.000
06-03-2022	27.144	27.144	0.000
07-03-2022	27.144	27.144	0.000
08-03-2022	27.144	27.144	0.000
09-03-2022	27.144	27.144	0.000
10-03-2022	27.144	27.121	0.023
11-03-2022	27.144	27.144	0.000
12-03-2022	27.144	27.144	0.000
13-03-2022	27.144	27.144	0.000
14-03-2022	27.144	27.144	0.000
15-03-2022	27.144	27.144	0.000
16-03-2022	27.144	27.144	0.000
17-03-2022	27.144	27.144	0.000
18-03-2022	27.144	27.070	0.074
19-03-2022	27.144	26.821	0.323
20-03-2022	27.144	27.072	0.072
21-03-2022	27.144	27.144	0.000
22-03-2022	27.144	27.144	0.000
23-03-2022	27.144	27.144	0.000
24-03-2022	27.144	27.144	0.000
25-03-2022	27.144	27.129	0.015
26-03-2022	25.868	25.842	0.026
27-03-2022	27.144	27.090	0.054
28-03-2022	27.144	27.106	0.038
29-03-2022	27.144	27.144	0.000
30-03-2022	27.144	27.144	0.000
31-03-2022	27.144	27.144	0.000
<b>TOTAL (MU)</b>	<b>840.1879</b>	<b>839.5621</b>	<b>0.6257</b>

NOTE:

- 1) STPP-U1 tripped due to Governor side electrical problem at 09:43 Hrs on 26.03.2022 and Syn at 11:24 Hrs.on 26.03.2022
- 2) Backing down exemption is issued to STPP-U1 due to Vibrations.

  
 18/4  
 CE/SLDC/TSTRANSCO